

Confidence Corridors for Multivariate Generalized Quantile Regression

Shih-Kang Chao, Katharina Proksch

Wolfgang Karl Härdle

Holger Dette

Ladislaus von Bortkiewicz Chair of Statistics
C.A.S.E. - Center for Applied Statistics and
Economics

Humboldt-Universität zu Berlin

Chair of Stochastic

Ruhr-Universität Bochum

<http://lvb.wiwi.hu-berlin.de>

<http://www.case.hu-berlin.de>

<http://www.ruhr-uni->

bochum.de/mathematik3



Does treatment help?



(a) Before



(b) After



Stochastic dominance (SD)

Conditional stochastic dominance (CSD)(Delgado and Escanciano, 2013) : Y_1 conditionally stochastically dominates Y_0 :

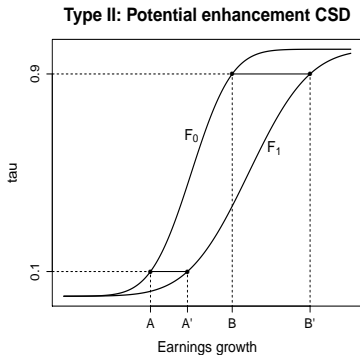
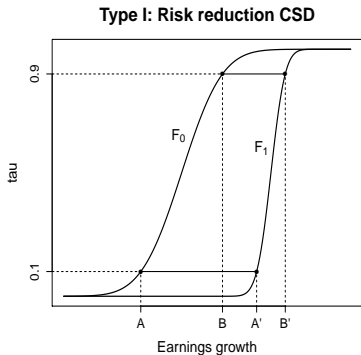
$$F_{1|\mathbf{X}}(y|\mathbf{x}) \leq F_{0|\mathbf{X}}(y|\mathbf{x}) \quad \text{a.s. for all } y, \mathbf{x}, \quad (1)$$

Take $y = F_{0|\mathbf{X}}^{-1}(\tau|\mathbf{x})$. Apply $F_{1|\mathbf{X}}^{-1}$ to (1):

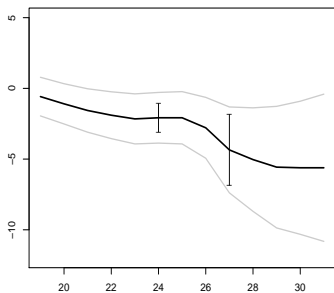
$$F_{0|\mathbf{X}}^{-1}(\tau|\mathbf{x}) \leq F_{1|\mathbf{X}}^{-1}\{F_{0|\mathbf{X}}(y|\mathbf{x})|\mathbf{x}\} = F_{1|\mathbf{X}}^{-1}(\tau|\mathbf{x}) \quad \forall \mathbf{x}, \tau$$



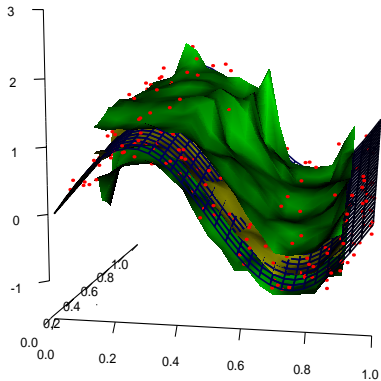
Which one helps more?



Confidence corridors (CC)



(c) $d = 1$



(d) $d = 2$



Distribution of the maximal deviation

$$\mathbb{P} \left\{ \hat{\theta}_n(\mathbf{x}) - \Phi_n(\mathbf{x}) \leq \theta_0(\mathbf{x}) \leq \hat{\theta}_n(\mathbf{x}) + \Phi_n(\mathbf{x}) \forall \mathbf{x} \in \mathcal{D} \right\} = 1 - \alpha \quad (2)$$

Find Φ_n such that the equality (2) holds approximately. Suppose:

$$\mathbb{P} \left\{ \sup_{\mathbf{x} \in \mathcal{D}} w_n(\mathbf{x}) |\hat{\theta}_n(\mathbf{x}) - \theta_0(\mathbf{x})| > c(\alpha) \right\} = \alpha$$

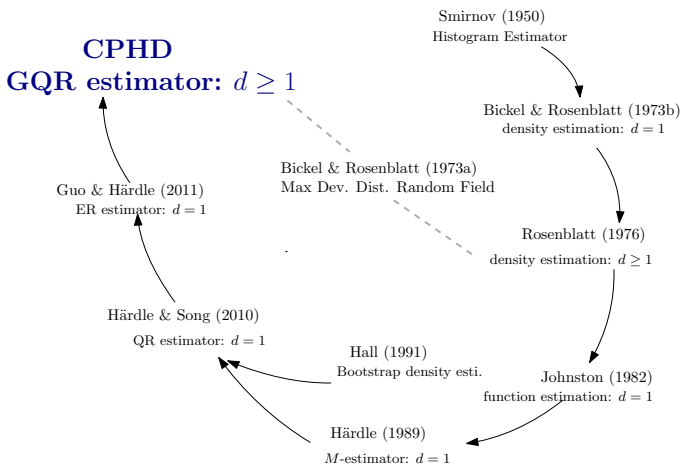
Then, with probability $1 - \alpha$,

$$|\hat{\theta}_n(\mathbf{x}) - \theta_0(\mathbf{x})| \leq \frac{c(\alpha)}{w_n(\mathbf{x})} \stackrel{\text{def}}{=} \Phi_n(\mathbf{x}) \text{ for all } \mathbf{x} \in \mathcal{D}.$$

Approximation of the distribution of $\sup_{\mathbf{x} \in \mathcal{D}} w_n(\mathbf{x}) |\hat{\theta}_n(\mathbf{x}) - \theta_0(\mathbf{x})|$.



Confidence corridors: a history



The story continues

- Claeskens and van Keilegom (2003): local polynomial mean estimator
- Gené and Nickl (2010): adaptive density estimation with wavelets and kernel
- Liu and Wu (2010): long memory, strictly stationary time series density estimation
- Fan and Liu (2013): one dimensional, generic (semi)parametric quantile estimator, avoid estimating conditional density



Outline

1. Motivation ✓
2. Method and Theoretical Results
3. Bootstrap
4. Simulation
5. Application to National Supported Work (NSW)
Demonstration data

Additive error model

- Let $(\mathbf{X}_1, Y_1), \dots, (\mathbf{X}_n, Y_n)$ be a sequence of **i.i.d.** random vectors in \mathbb{R}^{d+1} and consider the nonparametric regression model

$$Y_i = \theta(\mathbf{X}_i) + \varepsilon_i, \quad i = 1, \dots, n, \quad (3)$$

where θ is an aspect of Y conditional on \mathbf{X} such as the τ -quantile, the τ -expectile regression curve, ε_i i.i.d. with τ -quantile/expectile 0.

- Heterogeneity: ε_i is allowed to be correlated with \mathbf{X}



Estimator and Bahadur representation

- Consider the local constant estimator

$$\hat{\theta}_n(\mathbf{x}) \stackrel{\text{def}}{=} \arg \min_{\theta} n^{-1} \sum_{i=1}^n K_h(\mathbf{x} - \mathbf{X}_i) \rho(Y_i - \theta)$$

with a kernel K and loss function ρ .

▶ Notations

- Uniform nonparametric Bahadur representation by Kong et al. (2010):

$$\begin{aligned} & \sup_{\mathbf{x} \in \mathcal{D}} \left| \hat{\theta}_n(\mathbf{x}) - \theta_0(\mathbf{x}) - \frac{1}{nS_{n,0,0}(\mathbf{x})} \sum_{i=1}^n K_h(\mathbf{x} - \mathbf{X}_i) \psi_{\tau}\{Y_i - \theta_0(\mathbf{x})\} \right| \\ & = \mathcal{O} \left\{ (\log n / nh^d)^{3/4} \right\}, \quad \text{a.s. [P]} \end{aligned}$$



Approximating empirical process

$$\begin{aligned}
 & V_n^{-1/2} S_{n,0,0}(\mathbf{x}) \left\{ \hat{\theta}_n(\mathbf{x}) - \theta_0(\mathbf{x}) \right\} \\
 & \approx V_n^{-1/2} \frac{1}{n} \sum_{i=1}^n K_h(\mathbf{x} - \mathbf{X}_i) \psi \{ Y_i - \theta_0(\mathbf{x}) \} \\
 & \approx \underbrace{\frac{1}{\sqrt{h^d f_{\mathbf{X}}(\mathbf{x}) \sigma^2(\mathbf{x})}} \int \int K \left(\frac{\mathbf{x} - \mathbf{u}}{h} \right) \psi \{ y - \theta_0(\mathbf{x}) \} dZ_n(y, \mathbf{u})}_{Y_n(\mathbf{x})}
 \end{aligned}$$

- with the centered empirical process

$$Z_n(y, \mathbf{u}) \stackrel{\text{def}}{=} n^{1/2} \{ F_n(y, \mathbf{u}) - F(y, \mathbf{u}) \}.$$



Maximal deviation for nonparametric QR

Theorem (1)

Under regularity conditions, $\text{vol}(\mathcal{D}) = 1$,

▶ Notations

▶ Assumptions

$$\mathbb{P} \left\{ (2d\kappa \log n)^{1/2} \left(\sup_{\mathbf{x} \in \mathcal{D}} [r(\mathbf{x})|\hat{\theta}_n(\mathbf{x}) - \theta_0(\mathbf{x})|] / \|K\|_2 - d_n \right) < a \right\} \\ \rightarrow \exp \{ -2 \exp(-a) \},$$

as $n \rightarrow \infty$, where $\hat{\theta}_n(\mathbf{x})$ and $\theta_0(\mathbf{x})$ are the local constant quantile estimator and the true quantile function.



Corollary (RQ-CC)

Under the assumptions of Theorem 1, an approximate $(1 - \alpha) \times 100\%$ confidence corridor over $\alpha \in (0, 1)$ is

$$\hat{\theta}_n(\mathbf{t}) \pm (nh^d)^{-1/2} \left\{ \tau(1 - \tau) \|K\|_2 / \hat{f}_{\mathbf{X}}(\mathbf{t}) \right\}^{1/2} \hat{f}_{\varepsilon|\mathbf{X}}\{0|\mathbf{t}\}^{-1} \left\{ d_n + c(\alpha)(2d\kappa \log n)^{-1/2} \right\},$$

where $c(\alpha) = \log 2 - \log |\log(1 - \alpha)|$ and $\hat{f}_{\mathbf{X}}(\mathbf{t})$, $\hat{f}_{\varepsilon|\mathbf{X}}\{0|\mathbf{t}\}$ are consistent estimates for $f_{\mathbf{X}}(\mathbf{t})$, $f_{\varepsilon|\mathbf{X}}\{0|\mathbf{t}\}$.



Maximal deviation for nonparametric ER

Theorem (2)

Under regularity conditions, $\text{vol}(\mathcal{D}) = 1$,

▶ Notations

▶ Assumptions

$$\mathbb{P} \left\{ (2d\kappa \log n)^{1/2} \left(\sup_{\mathbf{x} \in \mathcal{D}} [r(\mathbf{x})|\hat{\theta}_n(\mathbf{x}) - \theta_0(\mathbf{x})|] / \|K\|_2 - d_n \right) < a \right\} \\ \rightarrow \exp \{ -2 \exp(-a) \},$$

as $n \rightarrow \infty$, where $\hat{\theta}_n(\mathbf{x})$ and $\theta_0(\mathbf{x})$ are the local constant expectile estimator and the true expectile function.



Corollary (RE-CC)

Under the assumptions of Theorem 3, an approximate $(1 - \alpha) \times 100\%$ confidence corridor over $\alpha \in (0, 1)$ is

$$\hat{\theta}_n(\mathbf{t}) \pm (nh^d)^{-1/2} \left\{ \hat{\sigma}^2(\mathbf{x}) \|K\|_2 / \hat{f}_{\mathbf{X}}(\mathbf{t}) \right\}^{1/2} 0.5 [\tau - \hat{F}_{\varepsilon|\mathbf{X}}(0|\mathbf{x})(2\tau - 1)]^{-1} \left\{ d_n + c(\alpha)(2d\kappa \log n)^{-1/2} \right\},$$

where $c(\alpha) = \log 2 - \log |\log(1 - \alpha)|$ and $\hat{f}_{\mathbf{X}}(\mathbf{t})$, $\hat{\sigma}^2(\mathbf{x})$ and $\hat{F}_{\varepsilon|\mathbf{X}}(0|\mathbf{x})$ are consistent estimates for $f_{\mathbf{X}}(\mathbf{t})$, $\sigma^2(\mathbf{x})$ and $F_{\varepsilon|\mathbf{X}}(0|\mathbf{x})$



Bootstrap

- Smooth bootstrap:

$$\hat{f}_{\varepsilon, \mathbf{X}}(v, \mathbf{x}) = \frac{1}{n} \sum_{i=1}^n g_{h_0}(v - \hat{\varepsilon}_i) L_{\bar{h}}(\mathbf{x} - \mathbf{X}_i), \quad (4)$$

where g and L are kernels and $h_0, \bar{h} \rightarrow 0, nh_0\bar{h}^d \rightarrow \infty$

- Define

$$\begin{aligned} & \hat{\theta}^*(\mathbf{x}) - \hat{\theta}_n(\mathbf{x}) \\ &= \frac{1}{n\hat{S}_{n,0,0}(\mathbf{x})} \sum_{i=1}^n K_h(\mathbf{x} - \mathbf{X}_i^*) \psi(\varepsilon_i^*) \underbrace{- E^*[K_h(\mathbf{x} - \mathbf{X}_i^*) \psi(\varepsilon_i^*)]}_{\text{Remove the bias}}, \end{aligned} \quad (5)$$

$$\hat{S}_{n,0,0}(\mathbf{x}) = \begin{cases} \hat{f}_{\varepsilon|\mathbf{X}}(0|\mathbf{x}) \hat{f}_{\mathbf{X}}(\mathbf{x}), & \text{quantile case;} \\ 2[\tau - \hat{F}_{\varepsilon|\mathbf{X}}(0|\mathbf{x})(2\tau - 1)] \hat{f}_{\mathbf{X}}(\mathbf{x}), & \text{expectile case.} \end{cases}$$



Theorem (Bootstrap)

Under regularity conditions, let

▶ Assumptions

$$r^*(\mathbf{x}) = \sqrt{\frac{nh^d}{\hat{f}_{\mathbf{X}}(\mathbf{x})\sigma_*^2(\mathbf{x})}} \hat{S}_{n,0,0}(\mathbf{x}),$$

Then as $n \rightarrow \infty$,

$$\begin{aligned} & \mathbb{P}^* \left\{ (2d\kappa \log n)^{1/2} \left(\sup_{\mathbf{x} \in \mathcal{D}} [r^*(\mathbf{x})|\hat{\theta}^*(\mathbf{x}) - \hat{\theta}_n(\mathbf{x})|] / \|K\|_2 - d_n \right) < a \right\} \\ & \rightarrow \exp[-2 \exp(-a)], \text{ a.s.} \end{aligned}$$

Lemma

Under regularity conditions, $\|\sigma_*^2(\mathbf{x}) - \hat{\sigma}^2(\mathbf{x})\| = o_p^*((\log n)^{-1/2})$,
a.s.



Corollary

Under the regularity conditions, the bootstrap confidence set is defined by

$$\left\{ \theta : \sup_{\mathbf{x} \in \mathcal{D}} \left| \frac{\hat{S}_{n,0,0}(\mathbf{x})}{\sqrt{\hat{f}_{\mathbf{X}}(\mathbf{x})\hat{\sigma}^2(\mathbf{x})}} [\hat{\theta}_n(\mathbf{x}) - \theta(\mathbf{x})] \right| \leq \xi_\alpha \right\}, \quad (7)$$

where ξ_α satisfies

$$P^* \left(\sup_{\mathbf{x} \in \mathcal{D}} \left| \frac{\hat{S}_{n,0,0}(\mathbf{x})}{\sqrt{\hat{f}_{\mathbf{X}}(\mathbf{x})\hat{\sigma}^2(\mathbf{x})}} [\hat{\theta}^*(\mathbf{x}) - \hat{\theta}_n(\mathbf{x})] \right| \leq \xi_\alpha \right) = 1 - \alpha,$$

where α is the level of the test and $\hat{S}_{n,0,0}$ is defined as in (6).



Implementing Bootstrap CC for QR

Observation:

$$\hat{f}_{\varepsilon|\mathbf{X}}(0|\mathbf{x}) = n^{-1} \sum_{i=1}^n g_{h_0}(\hat{\varepsilon}_i) L_{\tilde{h}}(\mathbf{x} - \mathbf{X}_i) / \hat{f}_{\mathbf{X}}(\mathbf{x}) \quad (8)$$

$$\hat{f}_{Y|\mathbf{X}}(\hat{\theta}_n(\mathbf{x})|\mathbf{x}) = n^{-1} \sum_{i=1}^n g_{h_1}(Y_i - \hat{\theta}_n(\mathbf{x})) L_{\tilde{h}}(\mathbf{x} - \mathbf{X}_i) / \hat{f}_{\mathbf{X}}(\mathbf{x}), \quad (9)$$

are **NOT** equivalent in finite sample, and $\hat{f}_{Y|\mathbf{X}}(\hat{\theta}_n(\mathbf{x})|\mathbf{x})$ accounts more for the deviation between θ_0 and $\hat{\theta}$



Bootstrap CC for QR

Hence, we propose to construct CC for QR by

$$\left\{ \theta : \sup_{\mathbf{x} \in \mathcal{D}} \left| \sqrt{\hat{f}_{\mathbf{X}}(\mathbf{x})} \hat{f}_{Y|\mathbf{X}}\{\hat{\theta}_n(\mathbf{x})|\mathbf{x}\} [\hat{\theta}_n(\mathbf{x}) - \theta(\mathbf{x})] \right| \leq \xi_{\alpha}^{\dagger} \right\},$$

where ξ_{α}^{\dagger} satisfies

$$P^* \left(\sup_{\mathbf{x} \in \mathcal{D}} \left| \hat{f}_{\mathbf{X}}(\mathbf{x})^{-1/2} \frac{\hat{f}_{Y|\mathbf{X}}\{\hat{\theta}_n(\mathbf{x})|\mathbf{x}\}}{\hat{f}_{\varepsilon|\mathbf{X}}(0|\mathbf{x})} [A_n^*(\mathbf{x}) - E^* A_n^*(\mathbf{x})] \right| \leq \xi_{\alpha}^{\dagger} \right) \approx 1 - \alpha.$$



Simulated coverage probabilities

Generating process: $d = 2$

$$Y_i = f(X_{1,i}, X_{2,i}) + \sigma(X_{1,i}, X_{2,i})\varepsilon_i,$$

- $f(x_1, x_2) = \sin(2\pi x_1) + x_2$.
- (X_1, X_2) supported on $[0, 1]^2$ with $\text{corr.} = 0.2876$ ▶ Sample Method
- $\varepsilon_i \sim N(0, 1)$ i.i.d.
- Specification for $\sigma(X_1, X_2)$:
 - ▶ Homogeneity: $\sigma(X_1, X_2) = \sigma_0$, for $\sigma_0 = 0.2, 0.5, 0.7$
 - ▶ Heterogeneity:

$$\sigma(X_1, X_2) = \sigma_0 + 0.8X_1(1 - X_1)X_2(1 - X_2)$$

for $\sigma_0 = 0.2, 0.5, 0.7$



Table 1: Nonparametric quantile model asymptotic coverage probability. Nominal coverage is 95%. The "()" indicate the volume.

n	Homogeneous			Heterogeneous		
	$\tau = 0.5$	$\tau = 0.2$	$\tau = 0.8$	$\tau = 0.5$	$\tau = 0.2$	$\tau = 0.8$
$\sigma_0 = 0.2$						
100	.000(0.366)	.109(0.720)	.104(0.718)	.000(0.403)	.120(0.739)	.122(0.744)
300	.000(0.304)	.130(0.518)	.133(0.519)	.002(0.349)	.136(0.535)	.153(0.537)
500	.000(0.262)	.117(0.437)	.142(0.437)	.008(0.296)	.156(0.450)	.138(0.450)
$\sigma_0 = 0.5$						
100	.070(0.890)	.269(1.155)	.281(1.155)	.078(0.932)	.300(1.193)	.302(1.192)
300	.276(0.735)	.369(0.837)	.361(0.835)	.325(0.782)	.380(0.876)	.394(0.877)
500	.364(0.636)	.392(0.711)	.412(0.712)	.381(0.669)	.418(0.743)	.417(0.742)
$\sigma_0 = 0.7$						
100	.160(1.260)	.381(1.522)	.373(1.519)	.155(1.295)	.364(1.561)	.373(1.566)
300	.438(1.026)	.450(1.109)	.448(1.110)	.481(1.073)	.457(1.155)	.472(1.152)
500	.533(0.888)	.470(0.950)	.480(0.949)	.564(0.924)	.490(0.984)	.502(0.986)



Table 2: Nonparametric quantile model bootstrap coverage probability. Nominal coverage is 95%. The "()" the volume.

n	Homogeneous			Heterogeneous		
	$\tau = 0.5$	$\tau = 0.2$	$\tau = 0.8$	$\tau = 0.5$	$\tau = 0.2$	$\tau = 0.8$
$\sigma_0 = 0.2$						
100	.325(0.676)	.784(0.954)	.783(0.954)	.409(0.717)	.779(0.983)	.778(0.985)
300	.442(0.457)	.896(0.609)	.894(0.610)	.580(0.504)	.929(0.650)	.922(0.649)
500	.743(0.411)	.922(0.502)	.921(0.502)	.839(0.451)	.950(0.535)	.952(0.536)
$\sigma_0 = 0.5$						
100	.929(1.341)	.804(1.591)	.818(1.589)	.938(1.387)	.799(1.645)	.773(1.640)
300	.950(0.920)	.918(1.093)	.923(1.091)	.958(0.973)	.919(1.155)	.923(1.153)
500	.988(0.861)	.968(0.943)	.962(0.942)	.990(0.902)	.962(0.986)	.969(0.987)
$\sigma_0 = 0.7$						
100	.976(1.811)	.817(2.112)	.808(2.116)	.981(1.866)	.826(2.178)	.809(2.176)
300	.986(1.253)	.919(1.478)	.934(1.474)	.983(1.308)	.930(1.537)	.920(1.535)
500	.996(1.181)	.973(1.280)	.968(1.278)	.997(1.225)	.969(1.325)	.962(1.325)



Table 3: Nonparametric expectile model asymptotic coverage probability. Nominal coverage is 95%. The "()" indicate the volume.

n	Homogeneous			Heterogeneous		
	$\tau = 0.5$	$\tau = 0.2$	$\tau = 0.8$	$\tau = 0.5$	$\tau = 0.2$	$\tau = 0.8$
$\sigma_0 = 0.2$						
100	.000(0.428)	.000(0.333)	.000(0.333)	.000(0.463)	.000(0.362)	.000(0.361)
300	.049(0.341)	.000(0.273)	.000(0.273)	.079(0.389)	.001(0.316)	.002(0.316)
500	.168(0.297)	.000(0.243)	.000(0.243)	.238(0.336)	.003(0.278)	.002(0.278)
$\sigma_0 = 0.5$						
100	.007(0.953)	.000(0.776)	.000(0.781)	.007(0.997)	.000(0.818)	.000(0.818)
300	.341(0.814)	.019(0.708)	.017(0.709)	.355(0.862)	.017(0.755)	.018(0.754)
500	.647(0.721)	.067(0.645)	.065(0.647)	.654(0.759)	.061(0.684)	.068(0.684)
$\sigma_0 = 0.7$						
100	.012(1.324)	.000(1.107)	.000(1.107)	.010(1.367)	.000(1.145)	.000(1.145)
300	.445(1.134)	.021(1.013)	.013(1.016)	.445(1.182)	.017(1.062)	.016(1.060)
500	.730(1.006)	.062(0.928)	.078(0.929)	.728(1.045)	.068(0.966)	.066(0.968)



Table 4: Nonparametric expectile model bootstrap coverage probability. Nominal coverage is 95%. The "()" indicate the volume.

n	Homogeneous			Heterogeneous		
	$\tau = 0.5$	$\tau = 0.2$	$\tau = 0.8$	$\tau = 0.5$	$\tau = 0.2$	$\tau = 0.8$
$\sigma_0 = 0.2$						
100	.686(2.191)	.781(2.608)	.787(2.546)	.706(2.513)	.810(2.986)	.801(2.943)
300	.762(0.584)	.860(0.716)	.876(0.722)	.788(0.654)	.877(0.807)	.887(0.805)
500	.771(0.430)	.870(0.533)	.875(0.531)	.825(0.516)	.907(0.609)	.904(0.615)
$\sigma_0 = 0.5$						
100	.886(5.666)	.906(6.425)	.915(6.722)	.899(5.882)	.927(6.667)	.913(6.571)
300	.956(1.508)	.958(1.847)	.967(1.913)	.965(1.512)	.962(1.866)	.969(1.877)
500	.968(1.063)	.972(1.322)	.972(1.332)	.972(1.115)	.971(1.397)	.974(1.391)
$\sigma_0 = 0.7$						
100	.913(7.629)	.922(8.846)	.935(8.643)	.929(8.039)	.935(9.057)	.932(9.152)
300	.969(2.095)	.969(2.589)	.971(2.612)	.974(2.061)	.972(2.566)	.979(2.604)
500	.978(1.525)	.976(1.881)	.967(1.937)	.981(1.654)	.978(1.979)	.974(2.089)

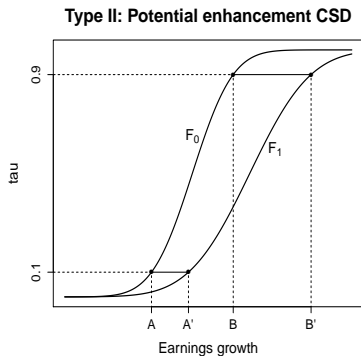
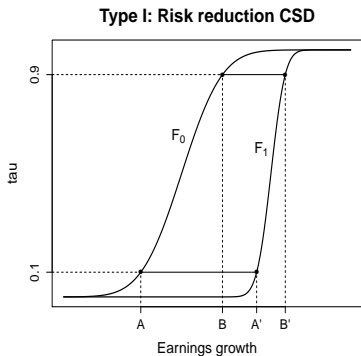


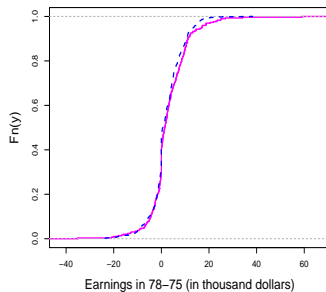
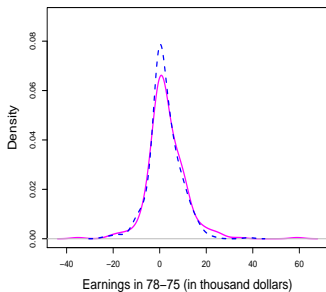
Application to NSW demonstration data

- National Supported Work (NSW): a randomized, temporary employment program carried out in the US in 1970s to help the disadvantages workers
- 297 obs. treatment group; 425 obs. control group, all male
- Lalonde (1986), Dehejia and Wahba (1999)
- Delgado and Escanciano (2013): heterogeneity effect in age; nonnegative treatment effect
- X_1 : Age; X_2 : schooling in years; Y : Earning difference 78-75 (in thousand \$)
- Bootstrap: 10,000 repetition



CSD revisits



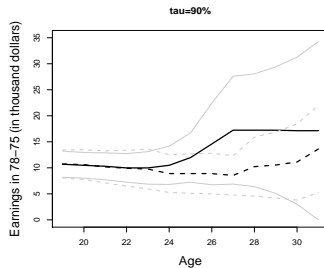
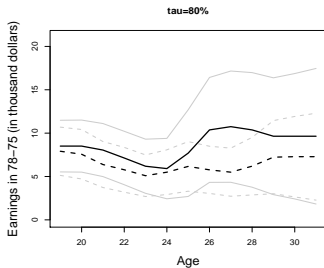
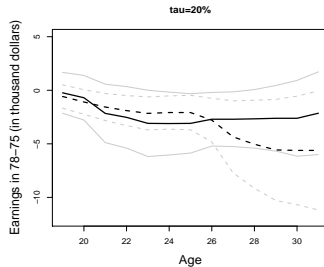
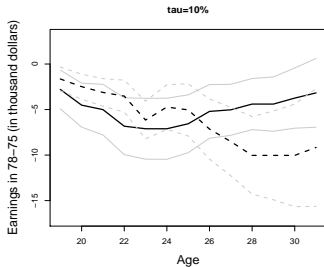


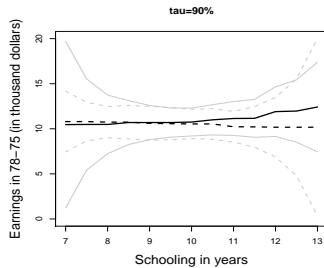
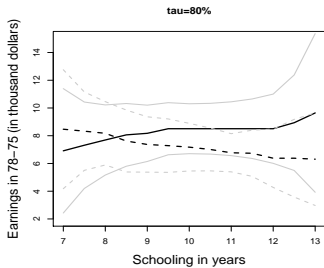
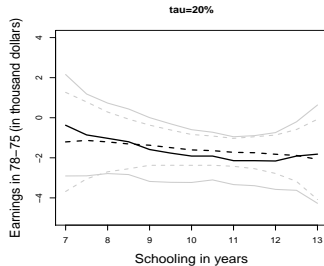
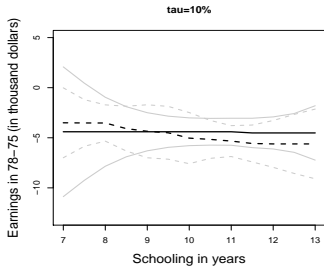
$\tau(\%)$	10	20	30	50	70	80	90
Treatment	-4.38	-1.55	0.00	1.40	5.48	8.50	11.15
Control	-4.91	-1.73	-0.17	0.74	4.44	7.16	10.56

Unconditional kernel densities. Magenta: treatment group. Blue: control group. $h_{tr} = 1.652$. $h_{co} = 1.231$.

Confi. Corridors. Multi. GQ reg.







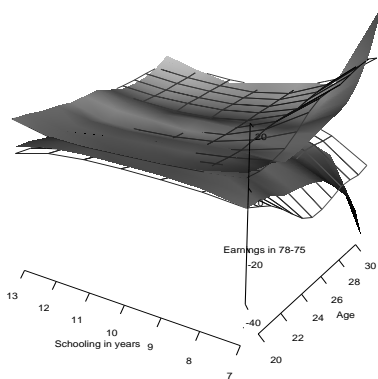
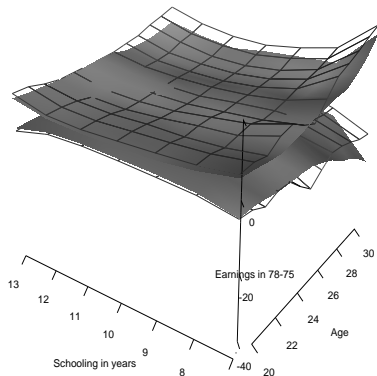
(e) $\tau = 10\%$ (f) $\tau = 20\%$

Figure 1: Confidence corridors for treatment (net surfaces) and control group (solid surfaces).



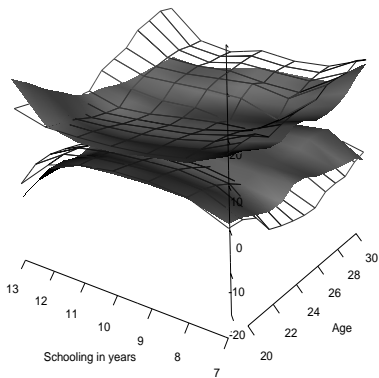
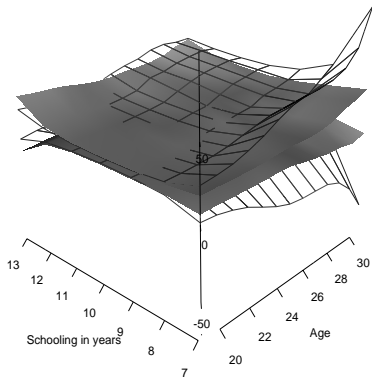
(a) $\tau = 80\%$ (b) $\tau = 90\%$

Figure 2: Confidence corridors for treatment (net surfaces) and control group (solid surfaces).



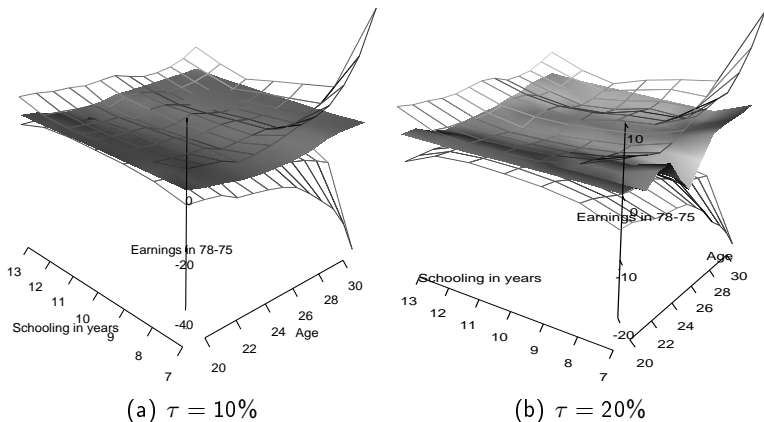


Figure 3: Quantile estimates for treatment (solid surfaces) and confidence corridors control group (net surfaces).



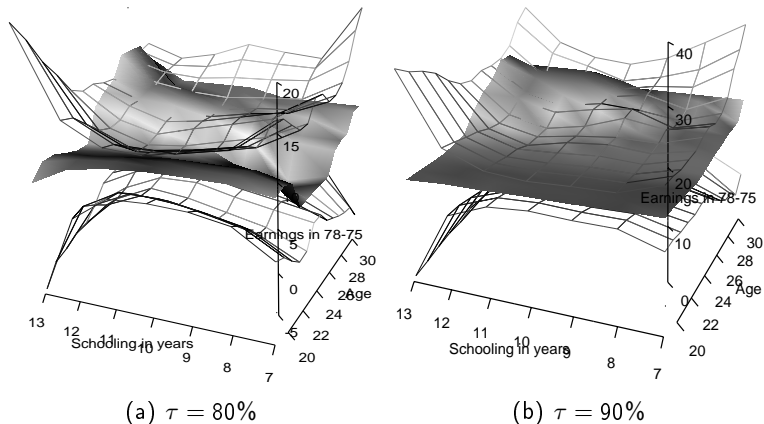


Figure 4: Quantile estimates for treatment (solid surfaces) and confidence corridors control group (net surfaces).



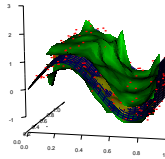
Summary

- The nonnegative CSD is not rejected, confirming the findings of Delgado and Escanciano (2013)
- Heterogeneous effect in age and schooling in years: individuals who are older and spend more time in the school benefit more from the treatment
- We show: treatment raises the potential for realizing higher earnings growth, but does little in reducing the risk of realizing low earnings growth



Confidence Corridors for Multivariate Generalized Quantile Regression

Shih-Kang Chao, Katharina Proksch
Wolfgang Karl Härdle
Holger Dette



Ladislav von Bortkiewicz Chair of Statistics
C.A.S.E. - Center for Applied Statistics and
Economics



Humboldt-Universität zu Berlin
Chair of Stochastic



Ruhr-Universität Bochum

<http://lvb.wiwi.hu-berlin.de>

<http://www.case.hu-berlin.de>

<http://www.ruhr-uni-bochum.de/mathematik3>



Assumptions

- (A1) K is of order $s - 1$ (see (A3)) has bounded support $[-A, A]^d$, continuously differentiable up to order d (and are bounded); i.e. $\partial^\alpha K \in L^1(\mathbb{R}^d)$ exists and is continuous for all multi-indices $\alpha \in \{0, 1\}^d$
- (A2) The increasing sequence $\{a_n\}_{n=1}^\infty$ satisfies

$$(\log n)h^{-3d} \int_{|y|>a_n} f_Y(y)dy = \mathcal{O}(1) \quad (10)$$

and

$$(\log n)h^{-d} \int_{|y|>a_n} f_{Y|\mathbf{X}}(y|\mathbf{x})dy = \mathcal{O}(1), \text{ for all } \mathbf{x} \in \mathcal{D}$$

as $n \rightarrow \infty$ hold.

- (A3) The true function $\theta_0(\mathbf{x})$ is continuously differentiable and is in Hölder class with order $s > d$.



Assumptions

- (A4) $f_{\mathbf{X}}(\mathbf{x})$ is continuously differentiable and its gradient is uniformly bounded. In particular, $\inf_{\mathbf{x} \in \mathcal{D}} f_{\mathbf{X}}(\mathbf{x}) > 0$.
- (A5) The joint probability density function $f(y, \mathbf{u})$ is positive and continuously differentiable up to sth order (needed for Rosenblatt transform), and the conditional density $f_{Y|\mathbf{X}}(y|\mathbf{X} = \mathbf{x})$ is continuously differentiable with respect to \mathbf{x} .
- (A6) h satisfies $\sqrt{nh^d} h^s \sqrt{\log n} \rightarrow 0$ (undersmoothing), and $nh^{3d} \rightarrow \infty$ as $n \rightarrow \infty$

► Thm RQ-Band

► Emp. process QR



Assumptions

(EA2) $\sup_{\mathbf{x} \in \mathcal{D}} \left| \int v^{b_1} f_{\varepsilon|\mathbf{X}}(v|\mathbf{x}) dv \right| < \infty$, where b_1 satisfies

$$n^{-1/6} h^{-d/2-3d/(b_1-2)} = \mathcal{O}(n^{-\nu}), \quad \nu > 0.$$

e.g. when $h = n^{-1/(2s+d)}$, then $b_1 > (4s + 14d)/(2s + d - 3)$.

▶ Thm RE-Band

▶ Emp. process ER



Assumptions

- (B1) L is a Lipschitz, bounded, symmetric kernel. G is Lipschitz continuous cdf, and g is the derivative of G and is also a density, which is Lipschitz continuous, bounded, symmetric and five times continuously differentiable kernel.
- (B2) $F_{\varepsilon|\mathbf{X}}(v|\mathbf{x})$ is in $s' + 1$ order Hölder class with respect to v and continuous in \mathbf{x} , $s' > \max\{2, d\}$. $f_{\mathbf{X}}(\mathbf{x})$ is in second order Hölder class with respect to \mathbf{x} and v . $E[\psi^2(\varepsilon_i)|\mathbf{x}]$ is second order continuously differentiable with respect to $\mathbf{x} \in \mathcal{D}$.
- (B3) $nh_0\bar{h}^d \rightarrow \infty$, $h_0, \bar{h} = \mathcal{O}(n^{-\nu})$, where $\nu > 0$.

► Scaling factors



Assumptions

(C1) There exist an increasing sequence c_n , $c_n \rightarrow \infty$ as $n \rightarrow \infty$ such that

$$(\log n)^3 (nh^{6d})^{-1} \int_{|v| > c_n/2} f_\varepsilon(v) dv = \mathcal{O}(1), \quad (11)$$

as $n \rightarrow \infty$.

(EC1) $\sup_{\mathbf{x} \in \mathcal{D}} \left| \int v^b f_{\varepsilon|\mathbf{X}}(v|\mathbf{x}) dv \right| < \infty$, where b satisfies

$$n^{-\frac{1}{6} + \frac{4}{b^2} - \frac{1}{b}} h^{-\frac{d}{2} - \frac{6d}{b}} = \mathcal{O}(n^{-\nu}), \quad \nu > 0, \quad (\text{Thm. 18})$$

and

$$b > 2(2s' + d + 1)/(2s' + 3). \quad (\text{Lemma 6})$$

▶ Bootstrap



Quantile regression notations

$$h = n^{-\kappa}, \quad \rho_\tau(u) = |\tau - \mathbf{1}(u < 0)| |u|, \quad \psi(u) = \mathbf{1}(u \leq 0) - \tau$$

$$d_n = (2d\kappa \log n)^{1/2} + (2d\kappa(\log n))^{-1/2} \left[\frac{1}{2}(d-1) \log \log n^\kappa \right. \\ \left. + \log \left\{ (2\pi)^{-1/2} H_2(2d)^{(d-1)/2} \right\} \right],$$

$$H_2 = (2\pi \|K\|_2^2)^{-d/2} \det(\Sigma)^{1/2}, \quad \Sigma_{ij} = \int \frac{\partial K}{\partial u_i} \frac{\partial K}{\partial u_j} d\mathbf{u},$$

$$r(\mathbf{x}) = \sqrt{\frac{nh^d f_{\mathbf{X}}(\mathbf{x})}{\tau(1-\tau)}} f_{\varepsilon|\mathbf{X}}(0|\mathbf{x}),$$



Expectile regression notations

$$h = n^{-\kappa}, \quad \rho_{\tau}(u) = |\tau - \mathbf{1}(u < 0)|u^2, \quad \varphi(u) = -2\{\tau - \mathbf{1}(u < 0)\}|u|$$

$$d_n = (2d\kappa \log n)^{1/2} + (2d\kappa(\log n))^{-1/2} \left[\frac{1}{2}(d-1) \log \log n^{\kappa} \right. \\ \left. + \log \left\{ (2\pi)^{-1/2} H_2(2d)^{(d-1)/2} \right\} \right],$$

$$H_2 = (2\pi \|K\|_2^2)^{-d/2} \det(\Sigma)^{1/2}, \quad \Sigma_{ij} = \int \frac{\partial K}{\partial u_i} \frac{\partial K}{\partial u_j} d\mathbf{u},$$

$$r(\mathbf{x}) = \sqrt{\frac{nh^d f_{\mathbf{X}}(\mathbf{x})}{\sigma^2(\mathbf{x})}} 2[\tau - F_{\varepsilon|\mathbf{X}}(0|\mathbf{x})(2\tau - 1)],$$

$$\sigma^2(\mathbf{x}) = \mathbb{E}[\varphi^2(Y - \theta_0(\mathbf{x})) | \mathbf{X} = \mathbf{x}].$$



Approximations

$$Y_n(\mathbf{x}) = \frac{1}{\sqrt{h^d f_{\mathbf{X}}(\mathbf{x}) \sigma^2(\mathbf{x})}} \int \int K\left(\frac{\mathbf{x} - \mathbf{u}}{h}\right) \psi\{y - \theta_0(\mathbf{x})\} dZ_n(y, \mathbf{u})$$

$$Y_{0,n}(\mathbf{x}) = \frac{1}{\sqrt{h^d f_{\mathbf{X}}(\mathbf{x}) \sigma_n^2(\mathbf{x})}} \int \int_{\Gamma_n} K\left(\frac{\mathbf{x} - \mathbf{u}}{h}\right) \psi\{y - \theta_0(\mathbf{x})\} dZ_n(y, \mathbf{u})$$

$$Y_{1,n}(\mathbf{x}) = \frac{1}{\sqrt{h^d f_{\mathbf{X}}(\mathbf{x}) \sigma_n^2(\mathbf{x})}} \int \int_{\Gamma_n} K\left(\frac{\mathbf{x} - \mathbf{u}}{h}\right) \psi\{y - \theta_0(\mathbf{x})\} dB_n(T(y, \mathbf{u}))$$

$$Y_{2,n}(\mathbf{x}) = \frac{1}{\sqrt{h^d f_{\mathbf{X}}(\mathbf{x}) \sigma_n^2(\mathbf{x})}} \int \int_{\Gamma_n} K\left(\frac{\mathbf{x} - \mathbf{u}}{h}\right) \psi\{y - \theta_0(\mathbf{x})\} dW_n(T(y, \mathbf{u}))$$

$$Y_{3,n}(\mathbf{x}) = \frac{1}{\sqrt{h^d f_{\mathbf{X}}(\mathbf{x}) \sigma_n^2(\mathbf{x})}} \int \int_{\Gamma_n} K\left(\frac{\mathbf{x} - \mathbf{u}}{h}\right) \psi\{y - \theta_0(\mathbf{u})\} dW_n(T(y, \mathbf{u}))$$

[▶ Method](#)

Approximations

$$Y_{4,n}(\mathbf{x}) = \frac{1}{\sqrt{h^d f_{\mathbf{X}}(\mathbf{x}) \sigma_n^2(\mathbf{x})}} \int \sqrt{\sigma_n^2(\mathbf{u}) f_{\mathbf{X}}(\mathbf{u})} K\left(\frac{\mathbf{x} - \mathbf{u}}{h}\right) dW(\mathbf{u})$$

$$Y_{5,n}(\mathbf{x}) = \frac{1}{\sqrt{h^d}} \int K\left(\frac{\mathbf{x} - \mathbf{u}}{h}\right) dW(\mathbf{u})$$

► Method



Lemma (Bickel and Wichura (1971))

If $\{X_n\}_{n=1}^\infty$ is a sequence in $D[0, 1]^d$, $P(X \in [0, 1]^d) = 1$. For B, C neighboring blocks in $[0, 1]^d$, constants $\lambda_1 + \lambda_2 > 1$, $\gamma_1 + \gamma_2 > 0$, $\{X_n\}_{n=1}^\infty$ is *tight* if

$$E[|X_n(B)|^{\gamma_1} |X_n(C)|^{\gamma_2}] \leq \mu(B)^{\lambda_1} \mu(C)^{\lambda_2}, \quad (12)$$

where $\mu(\cdot)$ is a finite nonnegative measure on $[0, 1]^d$ (for example, Lebesgue measure), and the increment of X_n on the block B , denoted $X_n(B)$, is defined by

$$X_n(B) = \sum_{\alpha \in \{0,1\}^d} (-1)^{d-|\alpha|} X_n(\mathbf{s} + \odot(\mathbf{t} - \mathbf{s})) \quad (13)$$



Neighboring Blocks

Definition

A **block** $B \subset \mathcal{D}$ is a subset of \mathcal{D} of the form $B = \prod_i (s_i, t_i]$ with s and t in \mathcal{D} ; the **p th-face** of B is $\prod_{i \neq p} (s_i, t_i]$. Disjoint blocks B and C are **p -neighbbors** if they abut and have the same p th face; they are **neighbors** if they are p -neighbors for some p (for example, when $d = 3$, the blocks $(s, t] \times (a, b] \times (c, d]$ and $(t, u] \times (a, b] \times (c, d]$ are 1-neighbors for $s \leq t \leq u$).



Examples

- $d = 1$: $B = (s, t]$, $X_n(B) = X_n(t) - X_n(s)$;
- $d = 2$: $B = (s_1, t_1] \times (s_2, t_2]$.
 $X_n(B) = X_n(t_1, t_2) - X_n(t_1, s_2) + X_n(s_1, s_2) - X_n(s_1, t_2)$;
- For general d , $B = \prod_{i=1}^d (s_i, t_i]$, let $\mathbf{s} = (s_1, \dots, s_d)^\top$,
 $\mathbf{t} = (t_1, \dots, t_d)^\top$, then where \odot denotes the vector of componentwise products.

► Bickel & Wichura (1971)



Lemma (Meerschaert et al. (2013))

Suppose that $Y = \{Y(\mathbf{t}), \mathbf{t} \in \mathbb{R}^d\}$ is a centered Gaussian random field with values in \mathbb{R} , and denote

$d(\mathbf{s}, \mathbf{t}) \stackrel{\text{def}}{=}} d_Y(\mathbf{s}, \mathbf{t}) = (\mathbb{E}|Y(\mathbf{t}) - Y(\mathbf{s})|^2)^{1/2}$, $\mathbf{s}, \mathbf{t} \in \mathbb{R}^d$. Let \mathcal{D} be a compact set contained in a cube with length r in \mathbb{R}^d and let $\sigma^2 = \sup_{\mathbf{t} \in \mathcal{D}} \mathbb{E}[Y(\mathbf{t})^2]$. For any $m > 0$, $\epsilon > 0$, define

$$\gamma(\epsilon) = \sup_{\mathbf{s}, \mathbf{t} \in \mathcal{D}, \|\mathbf{s} - \mathbf{t}\| \leq \epsilon} d(\mathbf{s}, \mathbf{t}), \quad Q(m) = (2 + \sqrt{2}) \int_1^\infty \gamma(m2^{-y^2}) dy.$$

Then for all $a > 0$ which satisfy $a \geq (1 + 4d \log 2)^{1/2}(\sigma + a^{-1})$,

$$\mathbb{P} \left\{ \sup_{\mathbf{t} \in \mathcal{S}} |Y(\mathbf{t})| > a \right\} \leq 2^{2d+2} \left(\frac{r}{Q^{-1}(1/a)} + 1 \right)^d \frac{\sigma + a^{-1}}{a} \exp \left\{ -\frac{a^2}{2(\sigma + a^{-1})^2} \right\}$$

where $Q^{-1}(a) = \sup\{m : Q(m) \leq a\}$.

▶ Step 4

▶ Step 6



Generate Bivariate Uniform Samples

The bivariate samples (X_1, X_2) are generated as follows:

1. Generate n pairs of bivariate normal variables (Z_1, Z_2) with correlation ρ_N and variance 1
2. Transform the normal r.v.: $(X_1, X_2) = (\Phi(Z_1), \Phi(Z_2))$, where $\Phi(\cdot)$ is the standard normal distribution function
3. Let ρ_U be the correlation of (X_1, X_2) , the following relation is true:

$$\rho_U = \frac{6}{\pi} \arcsin \frac{\rho_N}{2}.$$

Details: Falk (1999)

▶ Simulation



Estimating scaling factors

we propose to estimate $F_{\varepsilon|\mathbf{X}}$, $f_{\varepsilon|\mathbf{X}}$ and $\sigma^2(\mathbf{x})$ based on residuals $\hat{\varepsilon}_i = Y_i - \hat{\theta}_n(\mathbf{x}_i)$:

$$\hat{F}_{\varepsilon|\mathbf{X}}(v|\mathbf{x}) = n^{-1} \sum_{i=1}^n G\left(\frac{v - \hat{\varepsilon}_i}{h_0}\right) L_{\bar{h}}(\mathbf{x} - \mathbf{X}_i) / \hat{f}_{\mathbf{X}}(\mathbf{x}) \quad (14)$$

$$\hat{f}_{\varepsilon|\mathbf{X}}(v|\mathbf{x}) = n^{-1} \sum_{i=1}^n g_{h_0}(v - \hat{\varepsilon}_i) L_{\bar{h}}(\mathbf{x} - \mathbf{X}_i) / \hat{f}_{\mathbf{X}}(\mathbf{x}) \quad (15)$$

$$\hat{\sigma}^2(\mathbf{x}) = n^{-1} \sum_{i=1}^n \psi^2(\hat{\varepsilon}_i) L_{\bar{h}}(\mathbf{x} - \mathbf{X}_i) / \hat{f}_{\mathbf{X}}(\mathbf{x}) \quad (16)$$

where G is a CDF, g and L are a kernel functions, $h_0, \bar{h} \rightarrow 0$ and $nh_0\bar{h}^d \rightarrow \infty$



Lemma

Under regularity conditions, we have




► Assumptions

1. $\sup_{v \in I} \sup_{\mathbf{x} \in \mathcal{D}} |\hat{F}_{\varepsilon|\mathbf{X}}(v|\mathbf{x}) - F_{\varepsilon|\mathbf{X}}(v|\mathbf{x})| = \mathcal{O}_p(a_n)$
2. $\sup_{v \in I} \sup_{\mathbf{x} \in \mathcal{D}} |\hat{f}_{\varepsilon|\mathbf{X}}(v|\mathbf{x}) - f_{\varepsilon|\mathbf{X}}(v|\mathbf{x})| = \mathcal{O}_p(a_n)$
3. $\sup_{\mathbf{x} \in \mathcal{D}} |\hat{\sigma}^2(\mathbf{x}) - \sigma^2(\mathbf{x})| = \mathcal{O}_p(b_n)$

where $a_n = h_0^2 + h^s + \bar{h}^2 + (nh_0 \bar{h}^d)^{-1/2} \log n + (nh^d)^{-1/2} \log n$, and $b_n = h^s + \bar{h}^2 + (n\bar{h}^d)^{-1/2} \log n + (nh^d)^{-1/2} \log n$.







References

-  Bickel, P. J. & Rosenblatt, M.
On Some Global Measures of the Deviations of Density
Function Estimates,
Annals of Statistics, 1973, 1, 1071-1095.
-  Bickel, P. J. & Rosenblatt, M.
Two-dimensional random fields,
Multivariate Analysis III, 1973, 3-15.
-  Dedecker, J.; Merlevéde, F. & Rio, E.
Strong Approx. of the empi. distri. function for abs. regular
seq. in \mathbb{R}^d
Working Paper, 2013.



References

-  Delgado, M. A. & Escanciano, J. C.
Conditional Stochastic Dominance Testing
Journal of Business Economic Statistics, 2013, 31, 16-28.
-  Efron, B.
Regression Percentiles using Asymmetric squared error loss,
Statistica Sinica, 1991, 1, 93-125.
-  Falk, M.
A simple approach to the generation of uniformly distributed random variables with prescribed correlations.
Comm. Statist. - Simulation Comp. 1999, 28, 785-791.
-  Guo, M. & Härdle, W.
Simultaneous confidence bands for expectile functions,
AStA Advances in Statistical Analysis, 2012, 96, 517-541.



References



Härdle, W.

Asymptotic maximal deviation of M -smoothers

J. Multivariate Anal., 1989, 29, 163 - 179.



Härdle, W. & Song, S.

Confidence Bands in Quantile Regression,

Econometric Theory, 2010, 26, 1180-1200.



Johnston, G. J.

Prob. of max. dev. for nonp. regression function estimates

J. Multivariate Anal., 1982, 12, 402-414



Kong, E.; Linton, O. Xia, Y. Uniform Bahadur representation for

local polynomial estimates of M-reg. and its application to the additive model

Econometric Theory, 2010, 26, 1529-1564



Li, Q., Lin, J. & Racine, J. S.

Optimal Bandwidth Selection for Nonp. Cond. Dist. and Quantile Functions,

Journal of Business & Economic Statistics, 2013, 31, 57-65.



References



Mas-Colell, A., Whinston, M. D. Green, J. R.

Microeconomic Theory

Oxford University Press, USA, 1995.



Meerschaert, M. M., Wang, W. and Xiao, Y.

Fernique-Type Inequalities and Moduli of Continuity for Anisotropic Gaussian Random Fields

Transactions of the American Mathematical Society, 2013, 365, 1081-1107



Owen, A. B.

Multidim. Variation for quasi-Monte Carlo

Contemporary Multivariate Analysis and Design of Experiments, World Sci. Publ., 2005, 2, 49-74



References



Rosenblatt, M.

On the Max. Dev. of k -Dimensional Density Estimates,
The Annals of Probability, 1976, 4, 1009-1015.



Smirnov, N. V.

On the construction of confidence regions for the dens. of distri. of random variables,
Doklady Akad. Nauk SSSR, 1950, 74, 189-191 (Russian)

