

Demand for safety, risky loans: A model of securitization

Anatoli Segura
Bank of Italy

Alonso Villacorta
University of California, Santa Cruz

October 25, 2019

Abstract

We build a competitive equilibrium model of securitization in the presence of demand for safety by some investors. Securitization allows to create safe assets by pooling idiosyncratic risks from loan originators, leading to higher aggregate loan issuance. Yet, the distribution of loan risks out of their originators creates a moral hazard problem. An increase in the demand for safety leads to a securitization boom and riskier originated loans. When demand for safety is high, welfare is Pareto higher than in an economy with no securitization despite the origination of riskier loans. Aggregate lending expansions driven by demand for safety may, paradoxically, lead to riskier loan issuance than expansions driven by standard credit supply shocks.

JEL Classification: G01, G20, G28

Keywords: securitization, originate-to-distribute, safety demand, diversification, moral hazard

* The views expressed in this paper are our own and do not necessarily coincide with those of the Bank of Italy. A previous version of this paper was circulated with title “Equity allocation and risk-taking in the intermediation chain”. We would like to thank Saki Bigio, Elena Carletti, Eduardo Davila, Arvind Krishnamurthy, David Martinez-Miera (discussant), Robert Marquez, Frederic Malherbe (discussant), Claudio Michelacci, Facundo Piguillem, Rafael Repullo, Jean Charles Rochet, Tano Santos, Martin Schneider, Joel Shapiro (discussant), Javier Suarez, Victoria Vanasco, Sergio Vicente (discussant), Pierre-Olivier Weill, Guillermo Ordoñez, as well as audiences at Stanford Institute for Theoretical Economics Workshop 2018, Cemfi, UC Santa Cruz, Universidad de los Andes, University of Vienna, Eief, Bank of Spain-Cemfi Financial Stability Conference 2019, BCN-GSE Financial Intermediation and Risk Workshop 2019, FTG European Summer Meeting 2019, Endless Summer Conference 2019, and Cambridge Corporate Finance Theory Conference 2019 for helpful comments. Contact e-mails: anatoli.seguravelez@bancaditalia.it; avillaco@ucsc.edu.

1 Introduction

The emergence of securitization in the last decades has changed financial intermediation from an originate-to-hold to an originate-to-distribute model. The increase in the demand for safe assets observed since the early 2000s is considered an important driver for this transformation (Bernanke (2005), Bernanke et al. (2011), Caballero and Krishnamurthy (2009)). Securitization consists in fact in the process of pooling loan cash-flows to diversify their idiosyncratic risks and create the safer securities demanded by investors. Yet, there is evidence that securitized loans perform worse than loans held by their originators (Loutskina and Strahan (2011), Bhattacharyya and Purnanandam (2011), Ashcraft et al. (2019)). How can an increase in demand for *safety* be met with the securitization of *riskier* loans? Are credit expansions driven by investors demanding safety different from those driven by investors willing to bear risk?

We provide an answer to these questions based on a novel competitive equilibrium model of securitization and the capital structure of the modern intermediation chain. The model features absolute demand for safety by some investors, loan originators exposed to idiosyncratic and aggregate risks, and intermediaries that perform securitization by pooling risky securities from different originators. Securitization increases the supply of safe assets in the economy by diversifying idiosyncratic risks, and allows to expand aggregate loan issuance. Yet, securitization reduces originators' exposure to the risks of the loans they issue, leading to a moral hazard problem and the origination of riskier, lower quality, loans. Increases in the wealth of investors demanding safety lead to lending booms fueled by securitization and to the issuance of riskier loans. In addition, credit expansions driven by the wealth of investors that demand safety may, paradoxically, lead to riskier loan issuance than if those investors were willing to bear risk. The reason is that the manufacturing of safe assets induces some of the scarce equity in the economy to be reallocated towards the intermediaries that do securitization, as they need loss absorption capacity against aggregate risk. This reduces the amount of equity held at loan origination where it reduces moral hazard problems. The paper also derives a rich set of additional predictions that are consistent with the saving glut narrative of the run-up to the crisis, assesses which agents benefit and which lose from the emergence of securitization, analyzes the constrained efficiency properties of the competitive equilibrium, and discusses how government guarantees to support safe asset creation can increase welfare and their implications for loan risk.

We model a two date competitive economy with two types of investors: experts and savers.

Investors derive linear utility from consumption at either date and each of them is endowed with one unit of funds. Experts' overall endowment is normalized to one. Experts are skilled agents that can set-up and invest their wealth in the equity of one out of two competitive financial firms: originators and intermediaries. Savers only invest in safe securities and their overall endowment determines the demand for safety in the economy.

Originators can issue loans under a constant return to scale technology. The loans are exposed to aggregate and institution-specific idiosyncratic risks, and have to be monitored to increase the likelihood that their payoff is high. Monitoring is not observable and involves a convex disutility cost for the expert managing each originator. Originators can expand lending by issuing safe and risky securities in competitive markets that are purchased by savers and intermediaries (the other type of financial firm), respectively. The issuance of safe securities can only be backed by the lowest return of the loans. The issuance of risky securities leads, as in [Holmstrom and Tirole \(1997\)](#), to a moral hazard problem because of the non-observability of loan monitoring.

Intermediaries engage in securitization. They purchase the risky securities issued by many originators, diversify away their idiosyncratic risks and “manufacture” additional safe securitized assets that can be sold to savers. Intermediaries' leverage and size under this carry trade strategy is bounded because of aggregate risk: intermediaries' equity must be sufficient to absorb their assets' losses in the worst aggregate shock to ensure the safety of the securitized assets distributed to savers.

The capital structure of the financial firms in the intermediation chain, the risk of the originated loans, the returns of safe and risky securities and of financial firms' equity, aggregate loan issuance and the size of the intermediary sector are all determined in equilibrium. In particular, the frictionless allocation of experts' endowment between the equity of originators and intermediaries induces their equity returns to be equal in equilibrium. The equilibrium equity allocation trades off the gains from reducing moral hazard at origination (*skin-in-the-game*) and those from providing loss-absorption capacity against aggregate risk to support safe asset creation at intermediation (*credit enhancement*). The existence of competitive markets for safe and risky securities and (de facto) also for financial firms' equity, ensure that constrained versions of the Welfare Theorems hold in this economy.

The demand for safety in the economy determines the size of the securitization sector and the risk of originated loans. When the demand for safety is low, it is directly satisfied by

originators. Safe assets are abundant, the return of safe securities equals that of equity, and there is no securitization. The equilibrium coincides with that of the traditional originate-to-hold economy. The risky part of the loans is entirely funded with originators' equity, there are no moral hazard problems and loan risk is minimum (and coincides with its first-best level).

When the demand for safety is higher, safe securities become scarce, the safe rate falls and a positive equity spread arises. Experts set-up intermediaries to exploit the equity spread by creating safe assets through securitization, and a fraction of the originated loans is indirectly funded through securitization. The distribution of risk from originators to intermediaries creates a moral hazard problem that increases loan risk, and this is exacerbated by the reallocation of equity from origination to securitization. As the demand for safety keeps on increasing, the safe rate falls further. The widening equity spread allows intermediaries to increase leverage and to offer more attractive risky funding to originators, giving the later incentives to further increase leverage through the issuance of risky securities. A securitization boom fuels the aggregate lending expansion, the intermediation chain becomes "longer" as a larger fraction of aggregate lending is channeled through intermediaries, and loan risk increases. The model thus provides a rich set of predictions consistent with the saving glut narrative of the run-up to the crisis.

The differences in utilities of savers and experts in the modern originate-to-distribute economy relative to the traditional originate-to-hold economy result from the following *quantity versus quality* trade-off. On the one hand, securitization increases the quantity of safe payoffs the economy can create out of the originators' loans. This leads savers to obtain a higher return on their investment in safe assets, so that they always benefit from securitization, and aggregate loan issuance to increase. On the other hand, by reducing originators' exposure to their loans' risk, securitization leads to the issuance of riskier loans that have a lower expected return. When the demand for safety is sufficiently large, the quantity effect dominates and securitization Pareto increases utility. The reason is that the traditional economy achieves very little investment because safe asset scarcity strongly depresses the return on safe securities.¹ In contrast, when the demand for safety is medium, the quality effect dominates, and securitization reduces both experts' utility and aggregate surplus. Interestingly, by allowing originators to indirectly raise additional funds from savers against the risky payoffs of their loans, securitization relaxes financial frictions and, in equilibrium, deprives experts from some of the scarcity rents they

¹Notice that savers have the option to consume at the initial date their endowment when the return on safe securities is below their discount rate.

enjoyed in the traditional economy. These results provide novel insights on the aggregate and distributional welfare effects associated with securitization.

The demand for safe securities by savers leads to the emergence of securitization and the issuance of riskier loans. Would loan risk be higher or lower if, instead, savers were willing to invest in risky securities? Two opposite forces are important to understand this comparison. On the one hand, demand for safety constrains the amount of risky loan payoffs that originators can (indirectly) pledge to raise funds from savers. When savers are willing to buy risky securities, the pledgeability of originators' loans increases and financing constraints get relaxed. This leads to an increase in originators' demand for external risky funding and in the risky part of their loans that is promised to external investors, which worsens the moral hazard problem and increases loan risk relative to an economy with demand for safety. On the other hand, when savers are willing to buy risky securities there is no need of securitization, and a fortiori no equity investment in intermediaries. Experts' endowment is thus entirely invested in originators' equity, where it plays a skin-in-the-game role that reduces loan risk relative to an economy with demand for safety. In some cases the latter effect dominates and the following *demand for safety paradox* emerges: originated loans are riskier when savers only invest in safe assets than when they are willing to invest in risky securities. While several papers have emphasized how demand for safety may increase financial sector fragility due to its impact on maturity mismatch and roll-over risk (e.g., Caballero and Krishnamurthy (2009), Stein (2012), Moreira and Savov (2017)), this paper is, to the best of our knowledge, the first one highlighting credit risk as an additional source of fragility implied by safety demand.

A government with safe assets can use them to reduce safe asset scarcity in the economy by granting fiscally neutral guarantees to support the issuance of safe securitized assets. The guarantees require the government to inject funds into intermediaries following negative aggregate shocks and oblige intermediaries to reimburse the government following positive aggregate shocks. The guarantees provide a substitute for the loss absorption against aggregate risk role of equity, thereby increasing intermediaries' capability to create safe securities and expanding the Pareto frontier of the economy. When guarantees are suitably combined with lump sum transfers across agents at the initial date, they increase the utility of both savers and experts. These Pareto improvements in the economy are associated with reductions in loan risk when demand for safety is medium, and increases in loan risk when it is large. These results shed new light on the implications of access to public safety nets on welfare and risk-taking.

The paper is organized as follows. Section 2 describes the related literature. Section 3 presents the model. Section 4 describes as a benchmark the equilibrium of the traditional originate-to-hold economy. Section 5 characterizes the equilibrium of the originate-to-distribute economy, discusses the empirical predictions of the model and analyzes the welfare effects from the emergence of securitization. Section 6 shows that constrained versions of the Welfare Theorems hold. Section 7 focuses on the demand for safety paradox. Section 8 analyzes government guarantees to financial firms. Section 9 concludes. All the proofs of the formal results in the paper are in the Appendix.

2 Related literature

This paper belongs to the literature that analyzes how the financial sector satisfies demand for safety in the economy. Our paper is mostly related to the contributions focusing on the manufacturing of safe assets through diversification ([Gennaioli et al. \(2013\)](#), [Diamond \(2019\)](#)). In [Gennaioli et al. \(2013\)](#) banks purchase pools of loans issued by other banks and create securitized assets that are safe except following rare negative aggregate shocks. The paper assumes an exogenous loan risk and emphasizes how the neglect of tail risks leads to excessive securitization and financial crises. Our paper instead assumes rational expectations and focuses on the interplay between safe asset creation through securitization and moral hazard problems at origination. [Diamond \(2019\)](#) shows that the efficient creation by financial intermediaries of safe assets through diversification leads to segmentation in the market for firms' external funding: intermediaries invest in corporate debt because its low exposure to aggregate risk reduces the intermediaries' need of equity, and households invest in corporate equity. The paper takes the real assets in the economy as given, while we focus on how safe asset creation affects their risk. Another strand of the literature analyzes how the financial sector satisfies demand for safety through the issuance of short-term liabilities ([Caballero and Krishnamurthy \(2009\)](#), [Stein \(2012\)](#), [Moreira and Savov \(2017\)](#), [Ahnert and Perotti \(2017\)](#)). These papers emphasize the fragility created by the presence of roll-over risk, which is complementary to our focus on the implications of safety demand on credit risk.

Moral hazard problems in the originate-to-distribute intermediation chain and how to address them with endogenous risk retentions have been extensively studied in the literature ([Parlour and Plantin \(2008\)](#), [Chemla and Hennessy \(2014\)](#), and [Daley et al. \(2017\)](#)). These papers,

though, abstract from the diversification benefits associated with securitization.²

In practice, the securitization process involves the pooling, tranching and distribution of cash-flows generated by loans along an intermediation chain that exhibits different entities (Ashcraft et al. (2008), and Pozsar et al. (2013)). Our paper provides a tractable equilibrium framework of the financial architecture of the securitization process. A related paper is DeMarzo (2004), in which a long intermediation chain with several rounds of pooling and tranching emerges as the solution to a security design problem in presence of asymmetric information. The paper exhibits endogenous risk retention along the chain but the risk of the originated loans is exogenous.

Our paper is also related to a literature that analyzes how moral hazard problems shape risk-taking by financial intermediaries. The equilibrium relationship between bank capital requirements and risk-taking is analyzed in Repullo (2013) and in Martinez-Miera and Repullo (2018). The implications of saving gluts or low interest rate environments for monitoring and origination incentives are analyzed in Dell Ariccia et al. (2014), Martinez-Miera and Repullo (2017) and Bolton et al. (2018).

Some recent papers analyze the endogenous capital structure of non-financial firms and banks (Allen et al. (2015), Gornall and Strebulaev (2018), Diamond (2019)). Although the focus of these papers is different from ours, we share the interest on how market forces shape the equity allocation in the economy.³ A contribution of our paper to this literature is to endogenize the risk of the real assets in the economy, which in those papers is exogenous.

Finally, our paper also contributes to a large literature that studies the need and implications of public support to the financial sector following negative shocks (for recent contributions see, e.g., Diamond and Rajan (2012); Farhi and Tirole (2012); Keister (2015)). Most of the literature has highlighted a time consistency problem that makes public support optimal ex post but inefficient ex ante due to moral hazard. In contrast, in our model fiscally neutral guarantees to the issuance of safe assets are beneficial ex ante even though they may aggravate moral hazard and lead to higher loan risk.

²Another strand of the literature stresses the role of regulatory arbitrage for the the emergence of securitization (Calomiris and Mason (2004), Acharya et al. (2009), Acharya et al. (2013)). These aspects are absent in our model.

³Rampini and Viswanathan (2018) and Villacorta (2019) study dynamic settings in which the equity of banks and non-financial firms are state variables that affect spreads and the macroeconomy.

3 The model

Consider an economy with two dates $t = 0, 1$ and two types of investors endowed at $t = 0$ with one unit of funds: experts and savers. The measure (and aggregate wealth) of savers is w and that of experts is normalized to 1. Investors derive linear utility from consumption at either date and have a zero discount rate. At $t = 0$, each expert can set-up one out of two types of competitive financial firms, called *originators* and *intermediaries*. Both types of financial firm have access to some constant return to scale investment possibilities that are funded as described below. Each expert decides at $t = 0$ whether to set-up and invest its unit endowment as equity in his own firm, or consume. Savers are special investors that *only* purchase risk-free assets. Each saver decides at $t = 0$ whether to invest its unit endowment in *safe securities* issued by financial firms or consume.

We describe each of the financial firms that experts can create next.

Originators An originator is a financial firm that has access to a constant returns to scale loan issuance technology. The per unit return of loans, that we denote A_z , can be either high ($z = H$) or low ($z = L$), where $A_H > A_L \geq 0$. For each originator, the realization of z depends on an institution-specific shock and an aggregate shock that are described next when we introduce intermediaries. We refer to A_L as the safe return of the loan and to $\Delta \equiv A_H - A_L$ as its risky return. The probability that the high return is realized coincides with the unobservable monitoring intensity $p \in [0, p_{\max}]$ exerted by the expert that sets up and manages the originator, where $p_{\max} < 1$.⁴ We henceforth refer to p as the loans' risk, under the interpretation that high risk corresponds to a low value of p .⁵ The issuance of loans with risk p entails the expert a disutility cost per loan unit given by a function $c(p) \geq 0$ satisfying:

Assumption 1 $c(0) = 0$, $c'(0) = 0$, $c'(p_{\max}) \geq \Delta$, $c''(p) > 0$, and $c'''(p) \geq 0$.

We denote with \bar{p} the first-best loan risk, which is given by:

$$\bar{p} = \arg \max_p \{E[A_z|p] - c(p)\}. \quad (1)$$

Assumption 1 implies that $\bar{p} \in (0, p_{\max}]$ and is determined by the first order condition:

$$c'(\bar{p}) = \Delta. \quad (2)$$

⁴Notice that since $p_{\max} < 1$, the risky payoff Δ is in fact never realized with probability one.

⁵This terminology is consistent with the interpretation of the return A_L as the loan recovery value in case of default, so that $1 - p$ amounts to the probability of default.

We assume that:

Assumption 2 $E[A_z|\bar{p}] - c(\bar{p}) > 1$.

Assumption 3 $A_L < 1$.

Assumption 2 states that loan issuance creates a surplus if first-best risk is chosen. Assumption 3 implies that loans cannot be funded exclusively with safe securities.

At $t = 0$, the originator issues x units of loans that are financed with the unit of wealth of its expert (*equity*), and with the issuance of *safe securities* and *risky securities* in competitive markets in which the required expected market returns are R_S and R_I , respectively.⁶ The amount of funds raised with safe (risky) securities is denoted with x_S (x_I), and the overall notional promise on safe (risky) securities at $t = 1$ with $d_S x$ ($d_I x$). Notice that d_S and d_I are promises per unit of loan. For the sake of brevity we simply refer to them as the safe and risky promise, respectively. We assume that the repayment of safe securities is senior to that of risky securities and that the funding tuple (x, x_S, x_I, d_S, d_I) is observable.

For given required expected returns R_S, R_I , the expert chooses at $t = 0$ a balance sheet tuple $(x, x_S, x_I, d_S, d_I, p)$ in order to solve the following maximization problem

$$\max_{(x, x_S, x_I, d_S, d_I, p)} R_{E,O} \equiv (E[\max\{A_z - d_S - d_I, 0\}|p] - c(p))x, \quad (3)$$

subject to the *budget constraint*

$$x = 1 + x_S + x_I, \quad (4)$$

the *securities repayment constraints*

$$d_S \leq A_L, \quad (5)$$

$$d_S + d_I \leq A_H, \quad (6)$$

the *securities' pricing constraints*

$$R_S x_S = d_S x, \quad (7)$$

$$R_I x_I = E[\min\{d_I, A_z - d_S\}|p] x, \quad (8)$$

and the *optimal risk choice constraint*

$$p = \arg \max_{p'} \{E[\max\{A_z - d_S - d_I|p'\} - c(p')]\}. \quad (9)$$

⁶We refer with subindex I to risky securities because they are purchased by intermediaries.

The objective function $R_{E,O}$ in (3) is the expected utility the expert obtains from investing its wealth in the originator, which amounts to the value of the residual equity claim net of the monitoring costs. We will henceforth refer to $R_{E,O}$ as the originator's equity return. The maximization of the equity return is subject to the following constraints. Constraint (4) states how the x units of loans are financed. Constraint (5) ensures that safe securities are always repaid and constraint (6) ensures that risky securities are repaid in full in state $z = H$. Constraints (7) and (8) are the pricing equations that ensure that safe and risky securities yield the required expected market returns R_S and R_I , respectively. In particular, constraint (8) takes into account that risky securities might not be repaid in full in state $z = L$, which happens with probability $1 - p$. Finally, constraint (9) characterizes the risk choice that maximizes the residual payoff of the expert taking into account the promises on safe and risky securities. Notice from (8) and (9) that, given a funding structure (x, x_S, x_I, d_S, d_I) , investors form rational expectations on the unobservable risk-choice p and price risky securities accordingly.

Intermediaries Intermediaries engage in securitization: they pool risky securities purchased from multiple originators, diversify their idiosyncratic risks and manufacture new safe assets. Intermediaries need to finance a fraction of their assets with their experts own funds (*equity*) due to the presence of aggregate risk in the economy, which is described next.

At $t = 1$ an aggregate shock θ that affects the return of the originators' loans is realized. Conditional on the realization of θ , the probability of the high payoff of the loan of an originator with risk choice p is θp . Hence, when $\theta > 1$ ($\theta < 1$) the conditional probability of a high payoff is larger (lower) than its unconditional value. In addition, conditional on θ , the loan returns are independent across originators. The support of the shock is $[1 - \lambda, 1/p_{\max}]$, with $\lambda \in (0, 1)$, and its distribution $F(\theta)$ has positive density in a neighborhood of $\theta = 1 - \lambda$ and satisfies $E[\theta] = 1$.⁷

The *aggregate risk* parameter λ determines the fraction of the expected return of a pool of originators' loans in the economy that is destroyed under the worst aggregate shock. When $\lambda \rightarrow 1$, all the loans in the economy have a low return under the worst aggregate shock: no safe

⁷Notice that the assumption $\theta \leq 1/p_{\max}$ ensures that the conditional probability of the high return is upper bounded by 1. In addition, using that $E[\theta] = 1$, for an originator with risk choice p we have:

$$\Pr[A_z = A_H] = \int_{1-\lambda}^{1/p_{\max}} \Pr[A_z = A_H|\theta]dF(\theta) = \int_{1-\lambda}^{1/p_{\max}} \theta p dF(\theta) = pE[\theta] = p,$$

as expected.

assets can be created by pooling idiosyncratic risks. When $\lambda \rightarrow 0$, all the risk in the originators' loans is idiosyncratic: the return of a pool of originators' loans is safe.

We next describe the intermediaries formally. For given market returns R_S, R_I , an intermediary invests y units of funds at $t = 0$ into a pool of risky securities issued by many originators. The intermediary finances the asset purchases with the unit of equity provided by its expert and with y_S units of funds obtained from the issuance of safe securities. Given the required rate R_S on safe securities, the intermediary must issue safe securities with an overall notional promise of $R_S y_S$.

The return of the intermediary's pool of risky securities depends on the return of each of the risky securities conditional on the realization $z \in \{H, L\}$ of their issuers' loans and on the realization of the aggregate shock. For the sake of expositional simplicity, we assume that all originators choose the same tuple $(x, x_S, x_I, d_S, d_I, p)$.⁸ The return of a risky security contingent on the realization $z \in \{H, L\}$ of its issuer's loans, that we denote with $R_{I,z}$, is thus given by:

$$R_{I,z} = \frac{\min\{d_I, A_z - d_S\}x}{x_I}. \quad (10)$$

Thus, we can more compactly describe the risky securities in the market by a tuple $(R_{I,H}, R_{I,L}, p)$. By definition of the expected return R_I , we have:

$$R_I = E[R_{I,z}|p]. \quad (11)$$

For given returns R_S, R_I and risky securities described by the tuple $(R_{I,H}, R_{I,L}, p)$ satisfying (11), the expert chooses at $t = 0$ a balance sheet pair (y, y_S) solving the maximization problem

$$\max_{(y, y_S)} R_{E,I} \equiv \int_{1-\lambda}^{1/p_{\max}} (E[R_{I,z}|p, \theta]) dF(\theta)y - R_S y_S = R_I y - R_S y_S, \quad (12)$$

subject to the *budget constraint*

$$y = 1 + y_S, \quad (13)$$

and the *repayment constraint*

$$R_S y_S \leq \min_{\theta} E[R_{I,z}|p, \theta] y = \min_{\theta} [\theta p R_{I,H} + (1 - \theta p) R_{I,L}] y. \quad (14)$$

The objective function $R_{E,I}$ in (12) is the utility of the expert that sets-up an intermediary, which equals the expected residual payoff of the firm. We refer to $R_{E,I}$ as the intermediary's

⁸This is the case in equilibrium because given market expected returns R_S, R_I , the maximization problem of the originator described in (3) - (9) has a unique solution. This statement is proven in Lemma A.2 in the Appendix.

equity return. Notice that the latter expression for $R_{E,I}$ in (12) immediately results from (11). The maximization of the equity return is subject to the following constraints. Constraint (13) states how the intermediary finances its purchase of originators' risky securities. Constraint (14) ensures that the safe securities issued by the intermediary are repaid always in full and takes into account that, by the law of large numbers, the payoff of the intermediary's pool of risky securities at $t = 1$ is a function of the risk choice of the originators, p , and the realization of the aggregate shock, θ .

Equity allocation and aggregate lending We denote E_O, E_I the measures of experts that set-up at $t = 0$ an originator and an intermediary, respectively. The pair E_O, E_I also describes the aggregate amounts of equity in each sector. Aggregate lending in the economy, which is denoted with N , amounts to $N = E_O x$. We say that the economy features *full lending* when all funds are allocated to originators' loans, i.e., when $N = w + 1$.

Equilibrium definition A competitive equilibrium consists of choices for originators and intermediaries described by balance sheet tuples $(x^*, x_S^*, x_I^*, d_S^*, d_I^*, p^*), (y^*, y_S^*)$, respectively, overall amounts E_O^*, E_I^* of equity in originators and intermediaries, respectively, and expected returns R_S^*, R_I^*, R_E^* on safe securities, risky securities, and financial firms' equity, respectively, such that:

1. The choices of originators and intermediaries satisfy the maximization problems in (3) - (9) and (12) - (14), respectively.
2. The return on equity obtained by an expert that sets-up any financial firm is R_E^* and the experts' decision to set-up a financial firm instead of consuming is optimal.
3. Savers' investment and consumption decisions are optimal.
4. The markets for safe and risky securities clear.

Figure 1 graphically illustrates the funding structures, the financing and securities flows, and the market clearing conditions in the economy.

3.1 Discussion of assumptions

We briefly discuss next some of our modeling assumptions.

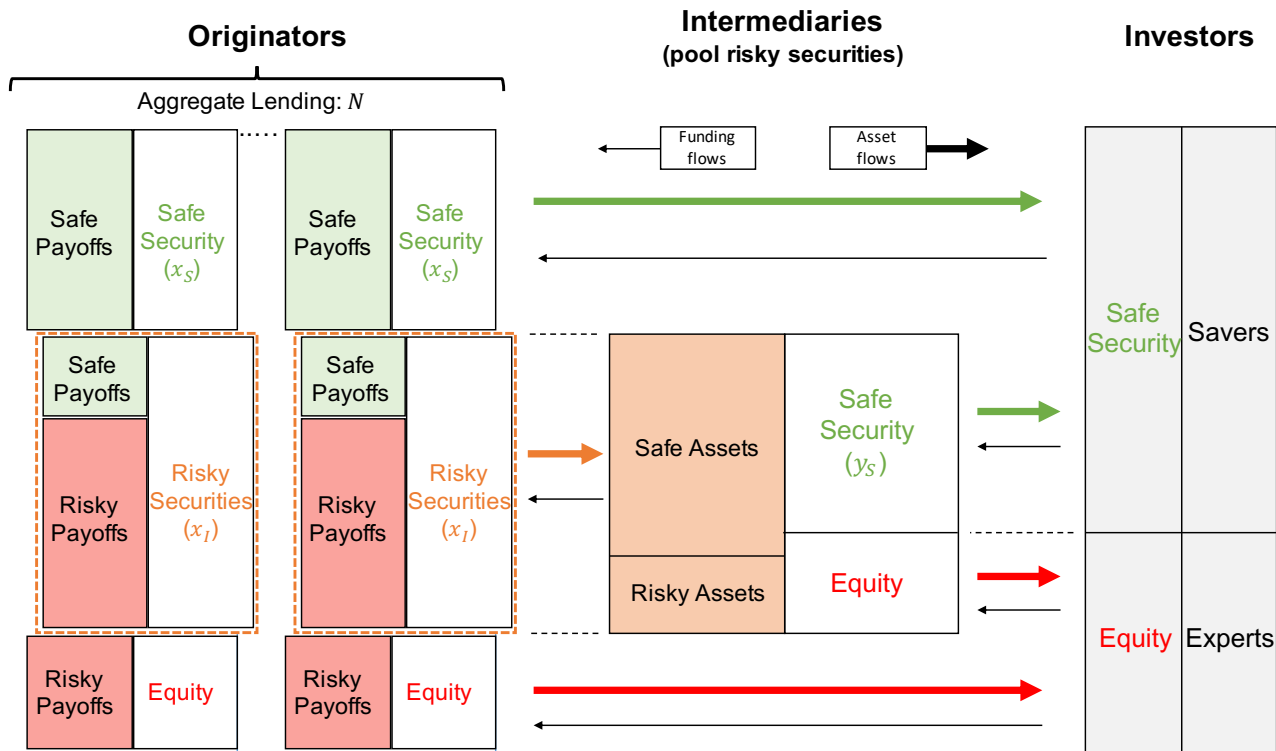


Figure 1: Asset distribution and flow of funds

Notes: Illustration of the asset distribution and funding flows along the intermediation chain.

Demand for safety We assume that savers derive linear utility from consumption and that their set of investment possibilities consists only of safe assets. We could equivalently assume that savers are infinitely risk-averse as in [Gennaioli et al. \(2013\)](#).^{9,10} The growing importance in the economy of demand for extremely safe, money-like assets, and its impact on the price of these securities has been well documented in the empirical literature ([Krishnamurthy and Vissing-Jorgensen \(2012, 2015\)](#); [Sunderam \(2014\)](#)).

Idiosyncratic originator risk We assume that each originator is subject to an idiosyncratic shock that affects the return of all its loans. Such institution specific risk could result from unmodeled frictions that force each originator to specialize along some geographic or industrial segment of the loan issuance market. Consistent with this assumption, the empirical literature

⁹For a given set Ω of states of nature at $t = 1$, [Gennaioli et al. \(2013\)](#) define the utility U derived by an infinitely risk-averse agent from a stochastic consumption distribution $(c_1(\omega))_{\omega \in \Omega}$ at $t = 1$ as $U \equiv \min_{\omega \in \Omega} c_0 + c_1(\omega)$.

¹⁰Savers' preference for safe assets could also be generated by introducing a money convenience yield in their utility function as in [Stein \(2012\)](#) and [Diamond \(2019\)](#), or by assuming that savers face a participation cost when they invest in risky assets as in [Carletti et al. \(2018\)](#). The results in the paper would hold under either of these alternative modeling assumptions.

that exploits bank-firm loan-level data finds idiosyncratic variation at the bank-level (Khwaja and Mian (2008), Amiti and Weinstein (2018)).¹¹

Experts' investment choices The model assumes that experts can only invest at $t = 0$ in the equity of the financial firms they set-up. Experts are thus not allowed to invest in the safe securities issued by other financial firms.¹² This restriction is only made for expositional simplicity, as it allows to reduce the degrees of Modigliani-Miller type of indeterminacy in the capital structure of financial firms when in equilibrium the expected return on equity coincides with that of safe securities.

In addition, we focus on experts' choices on pure strategies, that is, we assume that each expert uses her unit of funds at $t = 0$ either to consume or invests it entirely in the equity of one out of the two types of financial firms. Taking into account that experts' utility function is linear and the investment opportunities allowed by the creation of each financial firm type are scalable, we could equivalently assume that each expert can set up a bank holding company with two divisions that: *i*) are specialized in loan originations and securitization, respectively; *ii*) raise external funds separately against the returns of their own assets. The expert would in this alternative set-up choose how to allocate optimally its unit of funds between the equity of the two divisions.

Market incompleteness Loan returns follow a binomial distribution. As a result, safe and risky securities span the space of contracts contingent on the realization of each originator loan returns. There is nevertheless a market incompleteness in the model because originators are not allowed to issue securities with a payoff contingent on the realization of their own loans *and* the aggregate shock. Such contracts would be valuable in the economy because they allow originators to provide insurance to intermediaries against aggregate risk, eliminating the need for intermediaries to hold some of the scarce equity in the economy.

We think that our market incompleteness assumption is a realistic feature of the model, as the pooling and tranching of loan returns associated with securitization does not involve the use of contracts contingent on economy wide variables. In order to preserve internal consistency, the constrained social planner problem in Section 6 is subject to the same contract incompleteness.

¹¹Part of this bank-fixed factor is attributed to firm-specific shocks that are common among firms connected to the same bank, while the rest is interpreted as bank-supply shocks.

¹²Notice that the set-up allows instead experts to invest in risky securities by creating intermediaries.

This said, in a complete contract set-up all the positive results in Section 5 would also hold, while those on the safety demand paradox in Section 7 and on public guarantees in Section 8 would not, as they hinge on the need for intermediaries to have equity.¹³

4 Benchmark: equilibrium without securitization

We consider in this section a benchmark economy in which experts cannot set-up intermediaries. Consider an expert that has set-up an originator and has to decide its loan size $x \geq 1$ at $t = 0$. Since the originator has one unit of equity, x can be also interpreted as the firm's leverage. In absence of intermediaries, the originator can raise external funds only with safe securities. For a given safe rate R_S , the originator's problem is as described in (3) - (9) with the additional constraints $x_I = d_I = 0$.

Using (1) and (5), the optimal loan risk condition in (9) implies that:

$$p = \arg \max_{p'} \{E[A_z - d_S|p'] - c(p')\} = \arg \max_{p'} \{(E[A_z|p'] - c(p')) - d_S\} = \bar{p}. \quad (15)$$

Loan risk is at its first-best because safe securities are totally repaid and the expert fully appropriates the marginal benefits from monitoring.

We denote with

$$R_A(p) \equiv E[A_z|p] - c(p), \quad (16)$$

the expected return of one unit of loans net of monitoring costs when risk choice is p , and compactly refer to $R_A(p)$ as the return of the originator's assets. Using this definition and equations (4), (7) and (15), the originator's equity return in (3) can be written as:

$$R_{E,O} = R_S + (R_A(\bar{p}) - R_S)x. \quad (17)$$

The expression states that the equity return of the originator exceeds the safe rate by an amount that is proportional to the spread between its return on assets and the safe rate, $R_A(\bar{p}) - R_S$, and its leverage, x .

From (17), we have that the originator only finds optimal to issue safe securities when $R_A(\bar{p}) - R_S \geq 0$. Moreover, savers find optimal to invest in safe securities only if $R_S \geq 1$, since they have the option to consume their endowment at $t = 0$. The next lemma results from the

¹³It can be formally proven that the equilibrium of the economy with complete markets coincides with that in an economy with market incompleteness and aggregate risk parameter with value $\lambda' = 0$.

clearing of the safe securities market. (From here on we denote equilibrium variables in this benchmark economy with a b superscript).

Lemma 1 *The equilibrium safe rate R_S^b satisfies*

$$1 \leq R_S^b \leq R_A(\bar{p}). \quad (18)$$

We show next how the equilibrium is determined when the inequalities in Lemma 1 are strict. Suppose that:

$$1 < R_S^b < R_A(\bar{p}). \quad (19)$$

We have from (17) that the expert finds optimal to maximize leverage, which is achieved by issuing as many safe securities as possible, that is, constraint (5) binds. Due to the leverage of originators, the equilibrium returns satisfy $R_{E,O}^b > R_S^b > 1$. The entire wealth of experts is invested in originators' equity, that is $E_O^b = 1$, and the wealth of savers in safe securities. This in particular implies that there is full lending, the aggregate demand for safe securities is w and its aggregate supply by originators is $E_O^b x_S^b$. Then, using (4) and (7), the clearing of the market for safe securities implies:

$$w = \frac{A_L}{R_S^b - A_L}, \quad (20)$$

which can be rewritten as

$$R_S^b = \frac{A_L(w + 1)}{w}. \quad (21)$$

Taking into account that overall lending is $N^b = w + 1$, equation (21) states that the equilibrium safe rate equals the ratio of the overall safe payoffs of originators' loans and savers' wealth w . The equilibrium safe rate is decreasing on w , and satisfies the conjectured inequalities in (19) if and only if w lays in an intermediate region. The next formal result easily follows.

Proposition 2 *The equilibrium of the benchmark economy without securitization is unique. Let w be savers' wealth, and define $\underline{w} \equiv \frac{A_L}{R_A(\bar{p}) - A_L}$, $\bar{w} \equiv \frac{A_L}{1 - A_L}$. Let R_S^b and $R_{E,O}^b$ be the equilibrium return on safe securities and equity, respectively, and N^b aggregate lending. We have:*

(i) *If $w \leq \underline{w}$ then:*

$$R_S^b = R_{E,O}^b = R_A(\bar{p}), \text{ and } N^b = w + 1.$$

(ii) *If $w \in (\underline{w}, \bar{w}]$ then:*

$$R_S^b < R_A(\bar{p}) < R_{E,O}^b, \text{ and } N^b = w + 1.$$

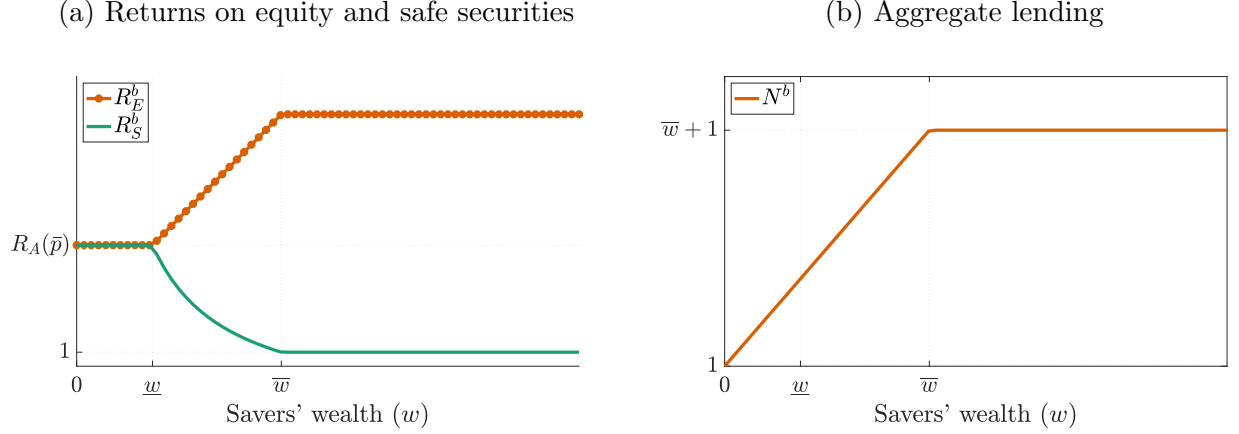


Figure 2: Equilibrium without intermediaries

Notes: Returns on equity R_E^b and safe securities R_S^b , and aggregate lending N^b , as a function of the savers' aggregate wealth w for the equilibrium without intermediaries.

(iii) If $w > \bar{w}$ then:

$$1 = R_S^b < R_A(\bar{p}) < R_{E,O}^b, \text{ and } N^b = \frac{1}{(1 - A_L)} < w + 1.$$

The proposition describes how the equilibrium of the economy depends on savers' wealth, which measures the demand for safety in the economy. Figure 2 illustrates the results in the proposition. When the demand for safety is low ($w \leq \underline{w}$), the safe payoff of the originators' loans is sufficiently large to deliver in equilibrium a high safe rate that equals the expected net return of the originators' loans and there is no equity spread. There is full lending because all investors obtain a return on their funds above one.¹⁴ For an intermediate demand for safety ($w \in (\underline{w}, \bar{w}]$), safe securities become scarce and the equilibrium safe rate falls. Since originators lever up with the issuance of safe securities, their return on equity increases, an experts obtain scarcity rents. In this region, a positive equity spread arises but still full lending is achieved. When the demand for safety is large ($w > \bar{w}$), the safe rate falls to one, some savers opt to consume their endowment at the initial date and full lending is not achieved.

¹⁴The equilibrium is unique because we assume that experts cannot invest in safe securities. Otherwise, a continuum of payoff equivalent equilibria would arise due to Modigliani-Miller type of indifference in the capital structure of originators.

5 Equilibrium

In this section, we determine the equilibrium of the baseline economy in which experts can set up intermediaries. We start the analysis with the following lemma that provides the relevant range of values for the equilibrium returns.

Lemma 3 *The equilibrium safe rate, R_S^* , satisfies*

$$1 \leq R_S^* \leq R_A(\bar{p}).$$

Moreover, the equilibrium returns on risky securities, R_I^ , and equity, R_E^* , satisfy*

$$R_S^* \leq R_I^* \leq R_E^*.$$

Finally, $R_S^ = R_I^* = R_E^*$ if and only if $R_S^* = R_A(\bar{p})$.*

The lemma makes three intuitive statements. First, it provides bounds on the equilibrium safe rate that result from savers' possibility to consume at $t = 0$ and the maximum expected return at $t = 1$ of the productive assets in the economy. Second, it states that the expected return on risky securities lays between the returns of safe securities and equity. This results from the fact that the assets of the intermediaries consist of risky securities, while their liabilities consist of safe securities and equity. Third, there is no spread between equity, risky securities and safe securities only when the safe rate is at its upper bound. In that case, safe securities are not scarce, a Modigliani-Miller type of capital structure indifference arises and the economy is payoff equivalent to the no securitization benchmark described in the previous section.

5.1 Equilibrium derivation

In this section, we derive five equilibrium equations that are sufficient to determine the equilibrium of the economy when it satisfies $1 < R_S^* < R_A(\bar{p})$. In such equilibrium there is scarcity of safe securities, full lending, and, from Lemma 3, the returns of the three funding sources satisfy $R_S^* < R_I^* < R_E^*$.

Originators' problem Consider an originator's optimal balance sheet tuple $(x, x_S, x_I, d_S, d_I, p)$ that solves the problem (3) - (9) for given returns $R_S^* < R_A(\bar{p})$ and $R_I^* > R_S^*$. Using constraints (5) - (8), the originator's equity return in (3) can be written as:

$$R_{E,O} = R_A(p) + (R_A(p) - R_S^*)x_S + (R_A(p) - R_I^*)x_I. \quad (22)$$

This expression extends that in (17) by including a third term that captures the spread the expert obtains by issuing risky securities to expand loan size. Notice that $R_{E,O}$ depends on the originator's risk choice p , which we focus on next.

We have from the optimal risk choice condition in (9) that p is determined by the overall (per unit of loan) promise on the two types of securities issued by the originator, $d_S + d_I$. Since $R_S^* < R_A(\bar{p})$ and $R_S^* < R_I^*$, it is easy to prove from (22) that the originator finds optimal to exhaust its capability to issue safe securities, that is, constraint (5) is binding:

$$d_S^* = A_L. \quad (23)$$

Constraint (6) then implies that $d_I \leq A_H - A_L = \Delta$, and we can rewrite the pricing constraint (8) as

$$R_I^* x_I = p d_I x. \quad (24)$$

Using (23), condition (9) takes the compact form

$$p = \arg \max_{p'} \{p' (\Delta - d_I) - c(p')\}, \quad (25)$$

and we have the following result.

Lemma 4 *For given $R_S^* < R_A(\bar{p})$ and $R_S^* < R_I^*$, the originators' optimal risk choice is a function $\hat{p}(d_I)$ of the risky promise $d_I \in [0, \Delta]$ satisfying*

$$\frac{d\hat{p}(d_I)}{dd_I} < 0, \hat{p}(0) = \bar{p} \text{ and } \hat{p}(\Delta) = 0. \quad (26)$$

The lemma states that as the risky promise d_I increases, the originator's loans become riskier (p decreases). The reason is that when d_I is larger, the expert's incentives to undertake the costly monitoring get reduced, since the value created by this action is to a larger extent appropriated by the holders of the risky securities. The non-observability of monitoring thus creates a moral hazard problem that increases loan risk when risky securities are issued.

Using (4), (7), (8), (22), (23) and Lemma 4, we can obtain the following expressions for the originator's loan issuance and equity return as functions of the single choice variable d_I :

$$x(d_I) = \frac{1}{1 - A_L/R_S^* - \hat{p}(d_I)d_I/R_I^*}, \quad (27)$$

$$R_{E,O}(d_I) = [R_A(\hat{p}(d_I)) - A_L - \hat{p}(d_I)d_I] x(d_I). \quad (28)$$

Equation (27) expresses the originator's loan issuance, which can be interpreted as its leverage, as the inverse of the equity contribution to the funding of each unit of loans. Such equity downpayment equals the difference between the unit of funds required per loan and the amount provided by external investors (savers and intermediaries). Equation (28) in turn decomposes the originator's equity return as the product of the expected residual cash-flow generated by each unit of loans after repayment of safe and risky securities and net of the monitoring costs (term in brackets) and leverage.

From the above discussion, we conclude that the originator's problem (3) - (9) amounts to the following optimal choice of risky promise:

$$\max_{d_I \in [0, \Delta]} R_{E,O}(d_I). \quad (29)$$

In order to gain intuitions on the determinants of the optimal d_I , we introduce the variable χ^* , defined as the equilibrium ratio between the return on equity and that of risky securities:

$$\chi^* \equiv \frac{R_E^*}{R_I^*}. \quad (30)$$

Notice from Lemma 3 that $\chi^* \geq 1$ and $\chi^* > 1$ when $R_S^* < R_A(\bar{p})$.

For equilibrium returns $R_S^* < R_I^*$, the solution d_I^* to the problem (29) satisfies the FOC $\left. \frac{dR_{E,O}(d_I)}{dd_I} \right|_{d_I=d_I^*} = 0$.¹⁵ Using (27) and (28), we can write this FOC as the following *optimal risky promise* equation:

$$\underbrace{(\chi^* - 1) \left. \frac{d(\widehat{p}(d_I)d_I)}{dd_I} \right|_{d_I=d_I^*}}_{\text{Leverage benefits}} + \underbrace{\left. \frac{dR_A(\widehat{p}(d_I))}{dd_I} \right|_{d_I=d_I^*}}_{\text{Loan quality costs}} = 0. \quad (\mathbf{E1})$$

Equation **E1**, which constitutes the first of the five equilibrium equations we derive, captures the trade-off faced by originators in their risky securities issuance decision. The first term captures the *leverage benefits* from augmenting the issuance of risky securities: a marginal increase dd_I in d_I allows the originator to raise additional funds from risky securities amounting to $(1/R_I^*)d(\widehat{p}(d_I)d_I)$ per unit of loan (see (24)). The additional funds have a cost R_I^* for the originator, but free up an equal amount of equity that (levered up with external funds) allows to increase loan size and to obtain a return R_E^* . The originator thus obtains a spread $R_E^* - R_I^*$ on the additional funds raised with risky securities. The term then results from the identity $(R_E^* - R_I^*)/R_I^* = \chi^* - 1$.

¹⁵See Lemma A.2 in the proof of Proposition 5 in the Appendix for a formal proof of this claim.

The second term in **E1**, which from (16) and Lemma 4 is negative, accounts for the *loan quality costs* from a higher issuance of risky securities: a marginal increase dd_I in d_I weakens the originator's incentives to monitor, which induces an increase in loan risk and a reduction in the net return of each unit of loans of $dR_A < 0$.

Equation **E1** characterizes the optimal risky promise d_I^* as a function of the endogenous equilibrium variable $\chi^* = R_E^*/R_I^*$.¹⁶ This variable can in fact be interpreted as the discount offered by intermediaries to originators in the funding of the risky part of their loans relative to the equity return, which is the opportunity cost of funds of the experts that own originators. We henceforth refer to χ^* as the equilibrium *intermediary funding discount*. When the intermediary funding discount is large, the leverage benefits from issuing risky securities are substantial. The originator finds optimal to choose a large risky promise d_I^* , despite the fact that this creates moral hazard problems and leads to high risk loans with low expected returns. When $\chi^* = 1$, intermediaries do not offer a discount relative to equity funding, originators do not issue risky securities and loan risk is at its efficient (and minimum) level ($d_I^* = 0$ and $p^* = \bar{p}$).

Combining (27), (28), (30), and using that in equilibrium $R_E^* = R_{E,O}(d_I^*)$, we get the following equilibrium *equity return* equation

$$R_E^* = \frac{R_A(\hat{p}(d_I^*)) - A_L + (\chi^* - 1)\hat{p}(d_I^*)d_I^*}{1 - A_L/R_S^*}. \quad (\mathbf{E2})$$

The equation expresses the equilibrium equity return as a function of R_S^* , χ^* and d_I^* .

Intermediaries' problem and the funding discount We now turn to the intermediary's problem for equilibrium returns $R_S^* < R_I^*$. Recall the definition of the realized return $R_{I,z}^*$ of risky securities in (10). Using (23), we have that

$$R_{I,L}^* = 0, R_{I,H}^* = R_I^*/p^*. \quad (31)$$

An expert setting up and investing its wealth in an intermediary chooses at $t = 0$ a balance sheet tuple (y, y_S) solving the maximization problem (12) - (14). Using (13), the intermediary's return on equity $R_{E,I}$ can be written as the following function of its asset size, or leverage, y :

$$R_{E,I} = R_S^* + (R_I^* - R_S^*)y. \quad (32)$$

¹⁶Notice from (27), (28) that $R_{E,O}(d_I)$ depends on the two endogenous equilibrium returns R_S^*, R_I^* . The variable χ^* turns out to be very useful as it characterizes the FOC of the originator's problem as a function of a single endogenous variable.

Since the intermediary earns a spread $R_I^* - R_S^* > 0$ on each unit of investment in risky securities, it chooses maximum leverage, which from (14) and (31) implies

$$\begin{aligned} R_S^* y_S^* &= \min_{\theta} E [R_{I,z}^* | p^*, \theta] y = \min_{\theta} [\theta p^* R_{I,H}^* + (1 - \theta p^*) R_{I,L}^*] y^* = \\ &= (1 - \lambda) R_I^* y^*. \end{aligned} \tag{33}$$

This crucial expression shows the benefits from diversification: while from (31) the lowest return of risky securities is zero, an intermediary holding a pool of them is able to pledge a fraction $1 - \lambda$ of their expected return for the issuance of safe securities.

Using (32) and (33), the equilibrium intermediary's equity return can be rewritten as

$$R_{E,I}^* = \lambda R_I^* y^*. \tag{34}$$

Equations (33) and (34) capture how the safe and risky parts of the payoffs of the intermediary's pool of securities are pledged to safe security investors and the expert who holds the intermediary's equity, respectively.

From (13), (33), (34), and using that in equilibrium $R_{E,I}^* = R_E^*$, we get the following equilibrium *intermediary funding discount pass-through* equation:

$$\chi^* = (1 - \lambda) \frac{R_E^*}{R_S^*} + \lambda. \tag{E3}$$

The equation states that the discount χ^* originators obtain from intermediaries when financing the risky part of their loans with risky securities instead of equity amounts to the weighted average of the “discounts” with which the intermediaries finance their pools of risky securities. In fact, in equilibrium a fraction $1 - \lambda$ of the return of the intermediaries' assets is financed with safe securities which have a cost advantage relative to equity of R_E^*/R_S^* , while the complementary fraction λ is funded with equity at a discount of 1 (that is, at no discount). Importantly, equation **E3** implies that when in equilibrium the relative equity spread R_E^*/R_S^* is high, the intermediary offers a high funding discount to originators. Equation **E1** then implies that originators make a large risky promise and their loan risk is high.

The equity allocation Recall that E_O^* and E_I^* denote the equilibrium amounts of experts' funds invested in the equity of originators and intermediaries, respectively. Since $1 < R_S^* < R_E^*$, experts invest all their endowment in financial firms' equity, that is:

$$E_O^* + E_I^* = 1. \tag{35}$$

The determination of the equity allocation across the two sectors results from two equilibrium conditions. First, the clearing of the market for risky securities, which can be written as:

$$E_O^* x_I^* = E_I^* y^*, \quad (36)$$

where the LHS captures the aggregate supply of risky securities by originators and the RHS accounts for its aggregate demand by intermediaries.

Second, the return experts obtain from investing in the equity of originators and intermediaries is the same, which from (28) and (34) implies that:

$$[R_A(\widehat{p}(d_I^*)) - A_L - \widehat{p}(d_I^*)d_I^*] x^* = \lambda R_I^* y^*. \quad (37)$$

We obtain from (24), (35), (36), and (37) the following equilibrium *equity allocation* equation:

$$\frac{1 - E_O^*}{E_O^*} = \frac{\widehat{p}(d_I^*)d_I^*}{R_A(\widehat{p}(d_I^*)) - A_L - \widehat{p}(d_I^*)d_I^*} \lambda. \quad (\mathbf{E4})$$

The equation states that the ratio of equity invested in intermediaries relative to that in originators is the product of two factors. The first one captures how the expected risky payoff of the originators' loans net of monitoring costs, $R_A(\widehat{p}(d_I^*)) - A_L$, is tranced into risky securities sold to intermediaries, $\widehat{p}(d_I^*)d_I^*$, and equity held by experts, $R_A(\widehat{p}(d_I^*)) - A_L - \widehat{p}(d_I^*)d_I^*$. The second factor is the aggregate risk parameter λ , that accounts for the fraction of the tranche placed to intermediaries that is funded with equity. Equation **E4** implies that when the expected payoff $\widehat{p}(d_I^*)d_I^*$ of the risky securities sold to intermediaries is large, the amount of experts' funds invested in the equity of intermediaries must also be large. From **E1** and **E3**, that is the case when the relative equity spread R_E^*/R_S^* is large.

The safe rate We conclude with the determination of the safe rate. Since $1 < R_S^* < R_I^*$, there is full lending and we have:

$$E_O^* x^* = N^* = w + 1. \quad (38)$$

In addition, the market clearing for safe securities can be written as:

$$w = E_O^* x_S^* + E_I^* y_S^*, \quad (39)$$

where the LHS captures the demand for safe securities, which coincides with savers' endowment because $R_S^* < R_E^*$, and the RHS captures its supply by originators and intermediaries.

From (23), we have that the overall supply of safe securities by originators is

$$E_O^* x_S^* = \frac{A_L N^*}{R_S^*}, \quad (40)$$

and from (33) and (36), we obtain that by intermediaries:

$$E_I^* y_S^* = \frac{(1 - \lambda) \widehat{p}(d_I^*) d_I^* N^*}{R_S^*}. \quad (41)$$

The two expressions above simply discount at the rate R_S^* the overall safe part of the payoff of the assets of the two types of financial firms.

Combining conditions (38) - (41), we obtain the equilibrium *safe rate* equation:

$$R_S^* = \frac{[A_L + (1 - \lambda) \widehat{p}(d_I^*) d_I^*] (w + 1)}{w}. \quad (\mathbf{E5})$$

The equation, which extends that in (21) for the no securitization economy, states that the equilibrium safe rate equals the ratio of overall safe payoffs in the economy and savers' wealth. Its numerator consists of the product of the sum of the per unit of loan safe payoffs pledged to savers directly by originators, A_L , and indirectly through intermediaries, $(1 - \lambda) \widehat{p}(d_I^*) d_I^*$, times aggregate loan issuance, $w + 1$. Equation **E5** shows that securitization, by increasing the supply of safe securities, increases the safe rate relative to that in the benchmark economy. In addition, **E5** shows that, for a given d_I^* , the safe rate is decreasing in savers' wealth. This is because as savers' share of total wealth increases, the share of payoffs pledged to them decreases.

5.2 Equilibrium characterization

The conditions **E1-E5** for an equilibrium with safe asset scarcity and full lending presented in the previous section provide a system of five equations in the five variables d_I^* , R_S^* , R_E^* , χ^* , E_O^* . If a solution to such system with $1 < R_S^* < R_E^*$ exists, then the arguments in the previous section allow also to determine the remaining equilibrium variables. If such solution does not exist, then it can be proven that in equilibrium either there is no safe asset scarcity ($R_S^* = R_E^*$) or not full lending ($R_S^* = 1$). The next proposition follows.

Proposition 5 *The equilibrium of the economy is unique up to a Modigliani-Miller type of indifference when there is no equity spread. Let w be savers' wealth and $\underline{w} < \bar{w}$ the constants defined in Proposition 2. Let R_S^*, R_E^*, p^*, N^* be the equilibrium safe rate, return on equity, originator's risk choice, and aggregate lending, respectively. There exists a constant $\bar{\bar{w}} \in R^+ \cup \{\infty\}$ satisfying $\bar{\bar{w}} > \bar{w}$ such that:*

(i) If $w \leq \underline{w}$, then there is no securitization and:

$$R_S^* = R_E^* = R_A(\bar{p}), p^* = \bar{p} \text{ and } N^* = w + 1.$$

(ii) If $w \in (\underline{w}, \bar{w}]$, then there is securitization and:

$$R_S^* < R_A(\bar{p}) < R_E^*, p^* < \bar{p} \text{ and } N^* = w + 1.$$

(iii) If $w > \bar{w}$, then there is securitization and:

$$1 = R_S^* < R_A(\bar{p}) < R_E^*, p^* < \bar{p} \text{ and } N^* \in (N^b, w + 1),$$

where N^b is the equilibrium aggregate lending in the benchmark economy.

The proposition describes how the main equilibrium variables depend on the demand for safety in the economy. Figure 3 illustrates the results in the proposition and also exhibits some other equilibrium variables not discussed in the proposition. When the demand for safety is low ($w \leq \underline{w}$), the originators' safe payoffs are enough to deliver a high return on safe securities. There is no equity spread and thus no securitization.

When demand for safety is medium ($w \in (\underline{w}, \bar{w}]$), the safe securities supplied by originators become scarce, which gives rise to a positive equity spread (panel 3a), but the economy still achieves full lending (panel 3b). Intermediaries emerge to exploit the equity spread by creating safe securities through securitization. As originators pledge to intermediaries a fraction of their risky payoffs, the supply of safe securities increases but monitoring incentives at origination deteriorate, which leads to more loan risk ($p^* < \bar{p}$, panel 3c). In this region, the equilibrium is determined by the system of equations **E1-E5**, which allows us to shed further light on the mechanisms driving the effects of an increase in demand for safety. When w increases, the economy has a larger endowment and aggregate loan issuance increases (panel 3b). The safe rate falls in order for the market for safe securities to clear (see **E5**, illustrated in panel 3a). The fall in originators' funding cost leads to an increase in the equity return (see **E2**, illustrated in panel 3a). As a result, the relative equity spread widens, so that intermediaries are able to offer a larger funding discount to originators (see **E3**). This in turn leads originators to choose a higher risky promise that makes their loans riskier (see **E1**, illustrated in panel 3c). The fall in the safe rate and the increase in the relative equity spread also lead to an expansion in leverage by

originators and intermediaries, respectively (panel 3d). In addition, since a larger fraction of the risky part of the originators' loans is distributed to intermediaries, experts must in equilibrium reallocate some of their equity investments towards these financial firms, where loss-absorption capacity against aggregate risk is needed (see **E4**, illustrated in full line of panel 3e). The equity reallocation exacerbates the increase in loan risk and makes the securitization sector grow faster than aggregate lending in the economy (dotted line of panel 3e). The lending expansion is thus fueled by a securitization boom. In addition, the increase in demand for safety directly reduces the safe rate, and indirectly reduces the expected return of originators' loans, $E[A_z|p^*]$, due to the lower monitoring by originators. Interestingly, the indirect effect may be stronger than the direct one and, following an increase in demand for safety, the spread $E[A_z|p^*] - R_S^*$ between the returns of originators' loans and safe securities may fall (panel 3f). Finally, when demand for safety becomes very large ($w > \bar{w}$), the safe rate falls to one and some savers opt to consume their endowment at the initial date.

5.2.1 Saving gluts and the run-up to the crisis

The equilibrium results described above provide, to the best of our knowledge, the richest set of implications consistent with what some economists refer to as the “global saving glut” narrative of the run-up to the past crisis (Bernanke (2005), Bernanke et al. (2011), Borio and Disyatat (2010), Caballero and Krishnamurthy (2009), Caballero et al. (2017), and Shin (2012)). According to this view, an increase in the demand for safe assets in the global economy exerted downward pressure on interest rates and led to a boom in credit fueled by securitization and to the deterioration of lending standards, thereby sowing the seeds for the financial crisis.¹⁷

Specifically, the following list of empirical findings for the period 2002-2007 that support the saving glut hypotheses of the run-up to the crisis are consistent with the implications of an increase in demand for safety in our model:

- i) Low real interest rate in safe assets (Bernanke et al. (2011), Caballero et al. (2017)).

¹⁷The following excerpt from Bernanke et al. (2011) provides a more complete description of the saving glut hypotheses: “The strong demand for apparently safe assets by both domestic and foreign investors not only served to reduce yields on these assets but also provided additional incentives for the U.S. financial services industry to develop structured investment products that “transformed” risky loans into highly-rated securities. Finally, the demand for safe assets by investors, both domestic and foreign, appears to have engendered a strong supply response from U.S. financial firms. In particular, even though a large share of new U.S. mortgages during this period were of lower credit quality, such as subprime loans, agency guarantees and financial engineering in the private financial services industry resulted in the overwhelming share of mortgage-related securities being rated AAA.”

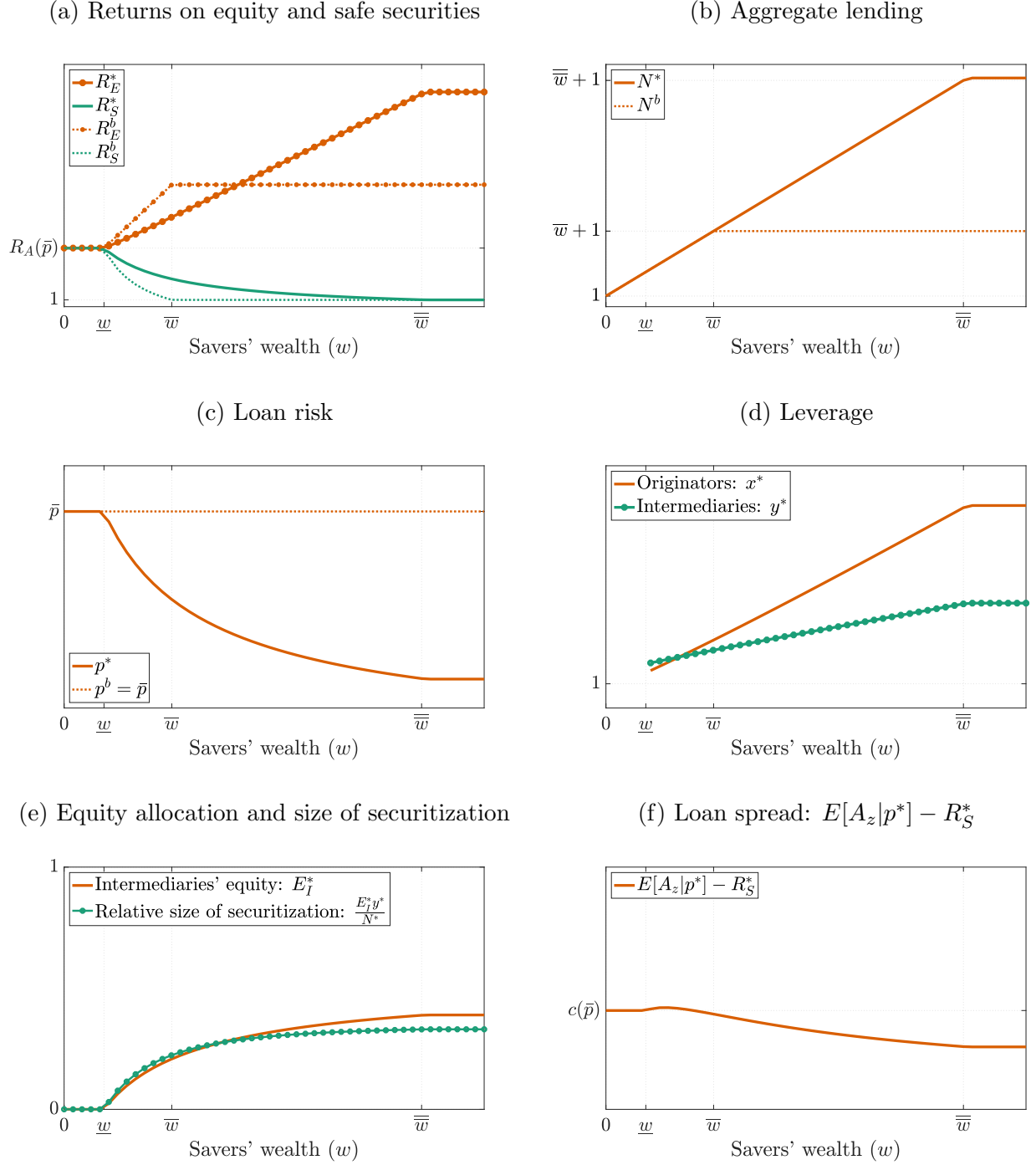


Figure 3: Equilibrium with intermediaries

Notes: Returns on equity R_E^* (solid with dots) and safe securities R_S^* (solid), aggregate lending N^* (solid), risk choice p^* (solid), leverage of originators x^* (solid) and intermediaries y^* (solid with dots), equity in intermediaries E_I^* (solid) and size of securitization relative to aggregate lending $E_I^*y^*/N^*$ (solid with dots), and loan spread $E[A_z|p^*] - R_S^*$, as a function of the savers' aggregate wealth w for the equilibrium with intermediaries. In panels a), b) and c) dotted lines correspond to equilibrium variables in the benchmark economy without intermediaries.

- ii) Rise in expected equity returns and expected equity premium (Duarte and Rosa (2015), Caballero et al. (2017), Loeys et al. (2005)).
- iii) Worsening of lending standards (Rajan (2006), Loutskina and Strahan (2011), Bhattacharyya and Purnanandam (2011), Ashcraft et al. (2019), Keys et al. (2012), Bolton et al. (2018)).
- iv) Expansion of financial institutions balance sheets and leverage (Adrian and Shin (2009), Adrian and Shin (2010)).
- v) Securitization sector expansion at a higher rate than the overall economy (Adrian and Shin (2010), Merrill et al. (2017)).
- vi) Compression of spread between risky loans and safe assets, which combined with the evidence in ii) cannot be due to a market-wide reduction in risk premia (Bernanke et al. (2011), Bolton et al. (2018), Loeys et al. (2005)).

5.2.2 Equilibrium effects from emergence of securitization

To conclude this section, we analyze the impact from the emergence of securitization on the utilities of savers and experts and on aggregate consumption by comparing these equilibrium variables in the baseline economy (with intermediaries) and in the benchmark economy (without intermediaries). Since investors have linear utilities with a zero discount rate, the equilibrium expected utility of savers and experts in the economy with intermediaries coincide with R_S^* and R_E^* , respectively, as these are the expected returns each agent type obtains on its unit of funds.¹⁸ We define the aggregate expected consumption in both periods net of monitoring costs, henceforth aggregate net consumption, as

$$C^* \equiv (w + 1 - N^*) + N^* R_A(p^*), \quad (42)$$

which captures that net consumption at $t = 0$ amounts to the endowment that is not invested in originators' loans, and at $t = 1$ amounts to the expected payoff of these loans net of monitoring costs. We have by construction that $C^* = wR_S^* + R_E^*$. We use the superscript b to refer to the analogous variables in the economy with no intermediaries studied in Section 4.

¹⁸Notice that the statement is true also if $R_S^* = 1$, in which case some savers may consume their endowment at $t = 0$.

The emergence of securitization impacts the agents' utility and aggregate net consumption through *quantity* and *quality* effects. On the quantity side, securitization increases the quantity of safe payoffs the economy creates out of originators' loans. This leads savers to obtain a higher return on their investment in safe assets ($R_S^* \geq R_S^b$), and aggregate loan issuance to increase ($N^* \geq N^b$). On the quality side, securitization leads to the issuance of riskier loans ($p^* < \bar{p}$), whose net expected return is lower ($R_A(p^*) < R_A(\bar{p})$).

While savers always benefit from the emergence of securitization due to the quantity effect, the impact on the utility of experts results from the interaction of the two effects. In fact, using (28) and **E4** we can express the ratio of the equity returns in the two economies as:

$$\frac{R_E^*}{R_E^b} = \underbrace{\frac{p^* \Delta - c(p^*) - (1 - \lambda)p^* d_I^*}{\bar{p} \Delta - c(\bar{p})}}_{\text{Ratio of value per loan unit}(<1)} \underbrace{\frac{N^*}{N^b}}_{\geq 1}. \quad (43)$$

The first factor in the expression above, which is below one, captures the ratio of the value appropriated by experts per unit of loan issued in the two economies. Securitization allows experts to (indirectly) pledge part of the risky return of each loan to savers, thus reducing the value of each loan that accrues to experts.¹⁹ Due to this distribution of risk out of originators, securitization worsens loan quality. This reduces the net return of each unit of loan, which further reduces the value of each loan that accrues to experts. The second factor in (43) is the ratio of aggregate lending in the two economies, which measures the variation in experts' net leverage. This factor is above one due to the quantity effect.

Finally, the impact of securitization on aggregate net consumption also results from the interaction of quantity and quality effects. In fact, we have the following decomposition:

$$C^* - C^b = (N^* - N^b)(R_A(p^*) - 1) - N^b(R_A(\bar{p}) - R_A(p^*)). \quad (44)$$

The first term in the expression above accounts for the net consumption gains stemming from the expansion in aggregate lending implied by securitization. The second term accounts for the net consumption costs associated with the the issuance of lower quality loans due to securitization. We have the next formal result.

Proposition 6 *Let w be savers' wealth and $\underline{w}, \bar{w}, \overline{\bar{w}}$ the constants defined in Propositions 2 and 5, which satisfy $\underline{w} < \bar{w} < \overline{\bar{w}}$. Suppose that $w > \underline{w}$. Let R_S^*, R_E^*, C^* be the equilibrium returns and*

¹⁹In equilibrium the part of the risky return of each loan that becomes safe through securitization and is pledged to savers amounts to $(1 - \lambda)p^* d_I^*$, which explains the presence of this term in the numerator of the first factor in (43).

aggregate net consumption in the baseline economy and R_S^b, R_E^b, C^b the analogous variables in the benchmark economy. They satisfy:

- (i) *Savers' utility:* $R_S^* \geq R_S^b$ for any w and $R_S^* > R_S^b$, if and only if $w < \bar{w}$.
- (ii) *Experts' utility:* there exists $w'_E \in (\bar{w}, \bar{\bar{w}}]$ such that $R_E^* < R_E^b$ if $w < w'_E$ and $R_E^* > R_E^b$ if $w > w'_E$. In addition, if $\bar{\bar{w}} < \infty$ then $w'_E < \bar{\bar{w}}$.
- (iii) *Aggregate net consumption:* there exists $w' \in (\bar{w}, \bar{\bar{w}}]$ with $w' \leq w'_E$ such that $C^* < C^b$ if $w < w'$ and $C^* > C^b$ if $w > w'$. In addition, if $\bar{\bar{w}} < \infty$ then $w' < w'_E < \bar{\bar{w}}$.

The proposition describes how the effects associated with the emergence of securitization depend on the demand for safety.²⁰ Panel 3a in Figure 3 illustrates the results for the utility of savers and experts. Savers always (weakly) benefit from the emergence of securitization as it leads to an increase in the quantity of safe payoffs they consume. Experts also benefit from this quantity effect, that increases aggregate loan issuance (second factor in (43)). Yet, the manufacturing of safe assets through securitization reduces the quality of each loan unit and the value of it accruing to experts (first factor in (43)). For a high demand for safety ($w > w'_E$), the quantity effect dominates because the traditional economy achieves very low aggregate loan issuance due to safe asset scarcity. Securitization leads to a Pareto increase in agents' utility despite worsening originators' loan quality.²¹ Instead, for a medium demand for safety ($w < w'_E$), the quantity effect is less important because the traditional economy is able to achieve maximum loan issuance or close to it, and securitization induces a reduction in experts' utility. Interestingly, the reduction in financial frictions between originators and savers implied by securitization deprives experts from some of the scarcity rents they enjoyed in the traditional economy. Finally, in the left part of the latter region ($w < w'$, with $w' < w'_E$), securitization leads to an increase in savers' utility that is more than overcome by the reduction in experts' utility it also leads to, and aggregate net consumption falls.

6 Constrained efficiency of the equilibrium

In this section, we describe the problem of a constrained Social Planner (SP) and show that constrained versions of the Welfare Theorems hold in this economy. We consider a SP that at

²⁰The proposition focuses on the case $w > \underline{w}$ because otherwise there is no safe asset scarcity and the equilibria of the two economies coincide (see Propositions 2 and 5).

²¹A fortiori, securitization leads to an increase in aggregate net consumption in this region.

$t = 0$: *i*) allocates agents' funds into originators' loans and initial date consumption, *ii*) decides which experts set up, manage and hold the residual claim of originators and intermediaries, and which experts remain passive, *iii*) decides the safe securities that originators and intermediaries issue and distributes them between savers and passive experts, and *iv*) decides the risky securities that originators issue and distributes diversified pools of them to intermediaries, Notice that *a*) the residual claims held by the experts managing financial firms, and *b*) the distribution of safe securities between savers and passive experts, totally describe how the originators' loan payoffs at $t = 1$ are allocated for consumption across agents. The SP is constrained insofar as she cannot choose the originators' loan risk and she can only distribute riskless securities to savers.²² For the sake of brevity, we refer to the three expert groups created by the SP decisions as originators, intermediaries, and passive. Notice that due to constant returns to scale in the financial firms' technologies and to the linearity in utility from consumption, the actual measures of experts in each group is irrelevant for the aggregate welfare of this class of agents.²³

Formally, a SP allocation, which we denote with γ , is described by: the aggregate loan issuance by originators $N \in [0, w + 1]$, their loan risk choice p , the per unit of loan promises d_S, d_I made by originators on safe and risky securities, respectively, the per unit of loan promise b_S made by intermediaries on safe securities, the aggregate consumption at $t = 0$ of savers, passive experts, originators and intermediaries, $(C_{S,0}, C_{P,0}, C_{O,0}, C_{I,0})$, the aggregate consumption at $t = 1$ of savers, $C_{S,1}$, and passive experts, $C_{P,1}$, and, for each aggregate shock θ , the aggregate consumption at $t = 1$ net of monitoring costs of originators, $C_{O,1}(\theta)$, and of intermediaries, $C_{I,1}(\theta)$.

An allocation $\gamma = (N, p, d_S, d_I, b_S, C_{S,0}, C_{P,0}, C_{O,0}, C_{I,0}, C_{S,1}, C_{P,1}, (C_{O,1}(\theta))_\theta, (C_{I,1}(\theta))_\theta)$ is *constrained feasible* if it satisfies the following properties:

- Originators always totally repay safe promises and totally repay risky promises if their loans' return is high:

$$d_S \leq A_L, \tag{45}$$

$$d_S + d_I \leq A_H. \tag{46}$$

²²The SP is also subject to the market incompleteness discussed in Section 3.1, that is, the payoff of the risky securities that originators distribute to intermediaries cannot be contingent on the realization of the aggregate shock θ .

²³The only restriction is that there is a continuum of originators and at least one intermediary to take advantage of the possibility to diversify idiosyncratic loan risks.

- The originators' risk choice p coincides with that maximizing their residual claim:

$$p = \arg \max_{p'} \{E[\max\{A_z - d_S - d_I, 0\}|p'] - c(p')\}. \quad (47)$$

- Intermediaries always repay safe promises:

$$b_S \leq \min_{\theta} (\theta p d_I + (1 - \theta p) \min\{d_I, A_L - d_S\}), \quad (48)$$

which takes into account that intermediaries hold diversified portfolios of risky securities issued by originators.

- Aggregate consumption at $t = 0$ equals the amount of funds that are not invested in originators' loans:

$$C_{S,0} + C_{P,0} + C_{O,0} + C_{I,0} = w + 1 - N. \quad (49)$$

- Aggregate consumption at $t = 1$ of savers and passive experts equals the overall payoff of safe securities:

$$C_{S,1} + C_{P,1} = (d_S + b_S) N. \quad (50)$$

- For each θ , aggregate net consumption of originators at $t = 1$ equals their residual claim net of monitoring costs:

$$C_{O,1}(\theta) = [\theta p (A_H - d_I - d_S) + (1 - \theta p) (\max\{A_L - d_I - d_S, 0\}) - c(p)] N. \quad (51)$$

- For each θ , aggregate consumption of intermediaries at $t = 1$ equals their residual claim:

$$C_{I,1}(\theta) = [\theta p d_I + (1 - \theta p) \min\{d_I, A_L - d_S\} - b_S] N. \quad (52)$$

We next define the constrained Pareto frontier of the economy. In order to do so, we compactly denote with Γ the set of constrained feasible allocations. For given weights $\omega_S \geq 0$ assigned by the SP to the utility of savers and $\omega_E \geq 0$ to that of experts, with $\omega_S + \omega_E > 0$, we define the weighted welfare induced by an allocation $\gamma \in \Gamma$ as:

$$W_{\omega_S, \omega_E}(\gamma) \equiv \omega_S (C_{S,0} + C_{S,1}) + \omega_E (C_{P,0} + C_{O,0} + C_{I,0} + C_{P,1} + E[C_{O,1}(\theta) + C_{I,1}(\theta)|p]). \quad (53)$$

We say that $\gamma \in \Gamma$ is *constrained efficient* if it solves the problem

$$\max_{\gamma \in \Gamma} W_{\omega_S, \omega_E}(\gamma). \quad (54)$$

Finally, the constrained Pareto frontier of the economy is defined as the set of allocations that are constrained efficient for some weights $\omega_S, \omega_E \geq 0$, with $\omega_S + \omega_E > 0$.

For given weights ω_S, ω_E , it can be easily proven from the definition of constrained feasibility of an allocation in (45) - (52) and of the weighted welfare function in (53), that for any $\gamma \in \Gamma$ there exists $\gamma' \in \Gamma$ such that $W_{\omega_S, \omega_E}(\gamma') = W_{\omega_S, \omega_E}(\gamma)$ and the safe promise constraints (45) and (48) are binding.²⁴ We can hence, with no loss of generality, focus the characterization of the constrained Pareto frontier to constrained feasible allocations in which the safe promise constraints are binding. Notice that for those allocations, we have from (47) that the incentive compatible risk of originators' loans is given by the function $\widehat{p}(\cdot)$ defined in Lemma 4.

Finally, using the aggregate consumption constraints (49) - (52), the definition of the weighted welfare in (53) and the definition of $R_A(p)$ in (16), a constrained efficient allocation for given weights ω_S, ω_E can be simply described by a choice of aggregate loan issuance, N , risky promise by originators, d_I , and aggregate consumption of savers at each of the dates, $C_{S,0}, C_{S,1}$, that solves the following problem:

$$\max_{(N, d_I, C_{S,0}, C_{S,1})} \omega_E(w + 1 - N + R_A(\widehat{p}(d_I))N) + (\omega_S - \omega_E)(C_{S,0} + C_{S,1}), \quad (55)$$

subject to

$$N \leq w + 1, \quad (56)$$

$$d_I \leq \Delta, \quad (57)$$

$$C_{S,0} \leq w + 1 - N, \quad (58)$$

$$C_{S,1} \leq [A_L + (1 - \lambda)\widehat{p}(d_I)d_I]N. \quad (59)$$

The objective function of the SP in (55) is weighted welfare rewritten as the sum of aggregate net consumption of the two agent types, loaded with weight ω_E , and the aggregate consumption of savers, loaded with (positive or negative) weight $\omega_S - \omega_E$. The first two constraints in the SP problem simply capture the upper bounds on N and d_I . The last two constraints state that savers' consumption at each date is bounded by the availability of safe payoffs. In addition, it is easy to prove that constraint (58) is binding in any solution to the SP problem. The reason

²⁴The intuition is that the SP has flexibility on how to allocate safe consumption at $t = 1$ to experts. Allocations with binding safe promise constraints (45) and (48) leave no safe part on the residual claim of originators and intermediaries, so that all the safe consumption of experts at $t = 1$ is allocated through the safe securities distributed to passive experts.

is that experts can issue positive NPV loans, so that allocating them consumption at the initial date reduces (weighted) welfare.

We next describe how the efficient allocations depend on the SP weights ω_S, ω_E .²⁵ Figure 4 graphically exhibits the aggregate net consumption of the two agent types in the Pareto constrained efficient set of the economy. When the SP gives a lower weight to savers than experts ($\omega_S \leq \omega_E$), the second term in (55) is (weakly) negative and we trivially have that constrained efficient allocations maximize (unweighted) aggregate expected net consumption and thus satisfy $N = w + 1, d_I = 0$.²⁶ In this case, there is no securitization, full lending is achieved and loan risk is first-best. This part of the Pareto frontier is labeled as region I in Figure 4. Notice that it consists of a straight line with slope minus one, since increases in savers' consumption are achieved by allocating them a larger fraction of the safe return A_L of the loans and reducing by the same amount that allocated to experts.

When the SP weights savers more than experts ($\omega_S > \omega_E$), constraint (59) must be necessarily binding in any constrained efficient allocation. The SP thus faces a trade-off between maximizing aggregate net consumption (first term in (55)) and maximizing the available safe payoffs that are consumed by savers (second term in (55) after plugging in the binding constraints (58) and (59)). In fact, we have the following FOC for an optimal choice of risky promise d_I :

$$\underbrace{\left(\frac{\omega_S}{\omega_E} - 1\right) (1 - \lambda) \frac{d(\widehat{p}(d_I)d_I)}{dd_I}}_{\text{Quantity effect}} + \underbrace{\frac{dR_A(\widehat{p}(d_I))}{dd_I}}_{\text{Quality effect}} = 0. \quad (60)$$

The FOC above shows that the SP faces a *quantity versus quality* trade-off in its risky promise choice d_I . First, an increase in d_I increases the expected payoff of the risky securities distributed to intermediaries. Due to diversification, a fraction $1 - \lambda$ of the expected payoff of those securities becomes safe. The quantity of safe payoffs increases, which allows to increase the consumption of savers at $t = 1$. Second, an increase in d_I reduces the monitoring incentives of the originators, whose loans become of worse quality and have lower net expected return. The larger the ratio ω_S/ω_E the more important the quantity effect becomes relative to the quality effect, and the higher the risky promise d_I associated with the SP efficient allocation. The economy creates more safe payoffs at the cost of worse quality loans.

For an intermediate range of values of $\omega_S/\omega_E > 1$, it is optimal to allocate all the endowment

²⁵For a formal proof of some of the statements made in this discussion see the proof of Proposition 7.

²⁶In addition, if $\omega_S < \omega_E$ savers' consumption is zero under the constrained efficient allocation.

of the economy to loan issuance. This part of the Pareto frontier is labeled as region II in Figure 4. As the ratio ω_S/ω_E increases, aggregate net consumption of the two agent types under the constrained efficient allocation moves rightwards along the frontier. Notice that the absolute value of the slope of the frontier in this region is bigger than one and increasing as we move rightwards and more consumption is allocated to savers. This is because the expansion of safe payoffs requires an increase in the risky promise d_I , which reduces loan quality and expected total payoffs net of monitoring costs. The increase in consumption by savers thus implies a larger reduction in net consumption by experts. When ω_S/ω_E becomes sufficiently large, allocating consumption to savers through the manufacturing of safe payoffs might lead to such a bad loan quality, that the SP finds optimal to allocate some of the economy's endowment to savers' consumption at $t = 0$ instead of issuing loans. This part of the Pareto frontier is labeled as region III in Figure 4.²⁷

The quantity of safe payoffs versus loan quality trade-off faced by the SP in its d_I choice presented in (60) is analogous to the leverage versus loan quality trade-off faced by the originator in its d_I choice presented in **E1**. In fact, using the equilibrium funding discount pass-through equation **E3**, it is immediate to check that equations (60) and **E1** are equivalent provided that the SP weights ω_S, ω_E and the equilibrium returns of the baseline economy R_S^*, R_E^* satisfy

$$\frac{\omega_S}{\omega_E} = \frac{R_E^*}{R_S^*}. \quad (61)$$

The above property suggests that the competitive equilibrium outcome is Pareto constrained efficient. Conversely, lump-sum transfers from experts to savers at the initial date lead to equilibria with a higher relative equity spread R_E^*/R_S^* . These equilibria are Pareto constrained efficient allocations for higher SP weight ratios ω_S/ω_E (that is, rightwards along the Pareto frontier illustrated in Figure 4). The opposite happens when lump-sum transfers are directed from savers to experts. Building on these intuitions we obtain the following result.

Proposition 7 *The equilibrium of the economy belongs to the Pareto constrained efficient set. Any allocation in the Pareto constrained efficient set can be achieved as the equilibrium of the economy following some transfers across investors at the initial date.*

²⁷This region, in which there is no full lending, exists if and only if

$$A_L + (1 - \lambda) \max_{d_I} \hat{p}(d_I) d_I < 1,$$

that is, if and only if the maximum amount of safe payoffs that can be created per unit of loan is strictly below one.

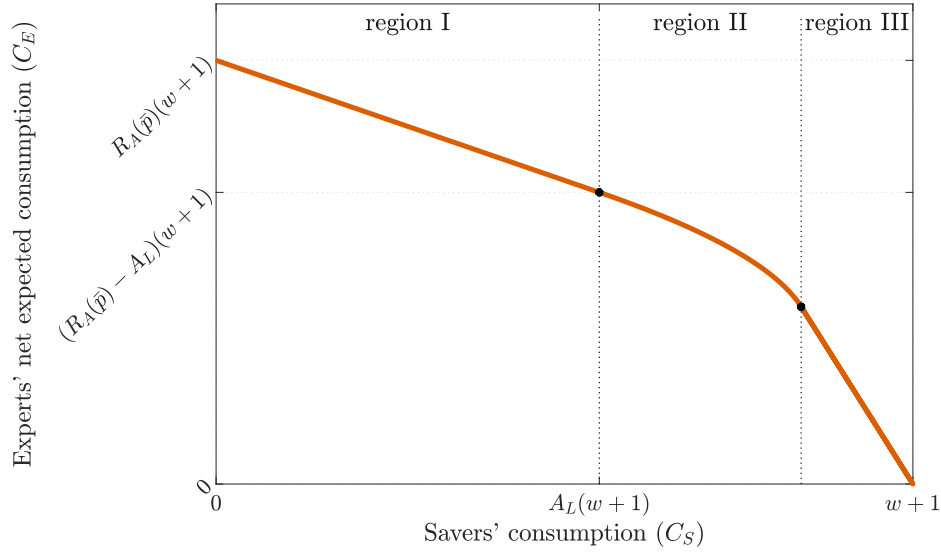


Figure 4: Constrained Pareto frontier

Notes: Constrained Pareto frontier of the economy. The x-axis displays savers' total consumption: $C_S = C_{S,0} + C_{S,1}$. The y-axis displays experts' total net expected consumption: $C_E = C_{P,0} + C_{O,0} + C_{I,0} + C_{P,1} + E[C_{O,1} + C_{I,1}]$.

The proposition states that constrained versions of the First and Second Welfare Theorems hold in this economy. The reason is that experts can freely set-up and invest in the equity of originators and intermediaries, which issue safe and risky securities in competitive markets. As a result, in equilibrium the returns of the three funding sources (equity, and safe and risky securities) lead experts internalize the same trade-off between increasing safe payoffs and worsening loan quality as the SP does.²⁸

7 The demand for safety paradox

In this section, we further study the relationship between the demand for safety in the economy and the risk of originated loans by comparing the equilibrium of our baseline economy, in which savers demand safety, with that of another economy in which savers are willing to buy risky securities. We henceforth refer to each of the economies as demand for safety economy and risky funding economy. The analysis shows that a *demand for safety paradox* may emerge: equilibrium loan risk in the demand for safety economy in some cases is higher than in the risky

²⁸In contrast, it can be proved that when experts' equity allocation is exogenously fixed the resulting equilibrium is not necessarily constrained efficient.

funding economy. In other words, when savers demand safety the economy sometimes originates riskier loans than when savers are willing to bear risk. This result shows that credit expansions fueled by demand for safe assets might create more financial stability risks than standard credit booms, and contribute to a growing literature emphasizing the macroeconomics from safe assets shortages (see Caballero et al. (2017)).

Formally, we consider an alternative version of the model in which savers are willing to purchase risky securities and derive linear utility from their returns. The rest of the model is left invariant. In particular, originators are exposed to the same moral hazard problem when they issue risky securities, which in this economy can be directly placed to savers. There is thus no need for the manufacturing of safe assets through securitization and intermediaries do not emerge.

We are interested on how the equilibrium loan risk in this economy compares to that in the demand for safety economy. In order to get intuitions of the forces driving this comparison, it is convenient to do the following conceptual exercise. Consider the equilibrium of the safety demand economy for some savers' wealth $w \in (\underline{w}, \bar{w})$ such that safe securities are scarce, securitization emerges and the economy features full lending (Proposition 5). Due to aggregate risk, an amount $E_I^* > 0$ of the experts' endowment is invested in intermediaries. Starting from this equilibrium, suppose that savers suddenly become willing to purchase risky securities. We split the transition to the equilibrium of the risky funding economy into two steps: *i*) holding fixed the experts' investments in the equity of the financial firms, and *ii*) allowing afterwards experts to reallocate their investments among financial firms.

Consider thus a first step in which, starting from the equilibrium of the demand for safety economy, savers become willing to purchase risky securities but experts' equity investments are held fixed. In the demand for safety economy, originators' inability to directly pledge risky payoffs to savers constrains their demand for external funds. As a result, the overall promise made by originators in return for the $w + E_I^*$ units of funds they raise from outside investors is not very large, and loan risk is not very large either. When savers become willing to invest in risky securities, the pledgeability of originators' loans increases and financing constraints get relaxed. Originators' demand for external funding increases and, in the new equilibrium, originators make a higher overall promise in return for the $w + E_I^*$ units of funds raised from savers and the experts "locked" in intermediaries than in the demand for safety economy. A higher overall promise then implies higher loan risk due to the moral hazard problem in loan

monitoring. Summing up, the increase in the pledgeability of originators' loans to savers when these investors become willing to bear risk, leads to an increase in loan risk at the end of this step. Notice that, similarly, the increase in pledgeability of loans to savers —(indirectly) through securitization— drives the increase in loan risk in the baseline originate-to-distribute model relative to the the traditional originate-to-hold economy described at the end of Section 5.

Consider next a second step in which experts are allowed to freely allocate their equity investments in financial firms. Since savers are willing to purchase risky securities, intermediaries do not create any value in the economy. As a result, the equity return obtained by the experts that were “locked” in intermediaries in the first step equals that of safe and risky securities, and is below the equity return of originators. These experts thus reallocate their wealth towards originators. Since equity provides skin-in-the-game incentives at origination, loan risk gets reduced at the end of this step relative to the first step. The following proposition shows that the equity reallocation effect might dominate the increase in loan pledgeability effect, and the safety paradox emerge.

Proposition 8 *There exist pairs of aggregate risk λ and savers' wealth w such that the safety demand paradox emerges, that is, equilibrium loan risk in the baseline economy is higher than in an economy in which savers are willing to invest in risky securities.*

The possibility that a demand for safety paradox emerges for some values of the parameters of the model is illustrated in Figure 5. The figure exhibits how loan risk in the safety demand and risky funding economies, which are denoted with p^* and p^r , respectively, depend on savers' wealth w . When savers' wealth exceeds the level \underline{w} above which safe assets become scarce, a positive spread between equity and both safe and risky securities arises in the two economies. As a result, originators find optimal to issue risky securities and loan risk increases in the two economies ($p^* < \bar{p}, p^r < \bar{p}$). Due to the reallocation of equity from originators to intermediaries required for securitization, the increase in loan risk is initially higher in the demand for safety economy and the demand for safety paradox emerges ($p^* < p^r$). Only for very high values of savers' wealth, the risky funding economy induces higher loan risk than the baseline economy.

This section highlights that credit expansions driven by demand for safety may lead to higher risk in the assets originated by the financial sector than standard credit expansions. To the best of our knowledge, this potential source of financial fragility associated with demand for safety

is new in the literature, which has focused on how demand for safety may lead to an increase in refinancing risk (e.g., Caballero and Krishnamurthy (2009), Stein (2012), Moreira and Savov (2017)).

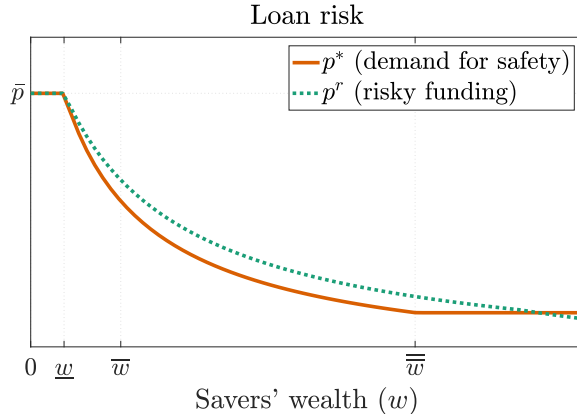


Figure 5: Demand for safety paradox

Notes: Loan risk in the demand for safety economy p^* (solid) and in the risky funding economy p^r (dotted), as a function of the savers' wealth w .

8 Government guarantees and loan risk

In this section, we consider a government with safe resources at $t = 1$ and analyze how it can use them to provide fiscally neutral guarantees to support the issuance of safe securities. We find that guarantees, if suitably combined with lump-sum transfers across agents at $t = 0$, increase the utility of both savers and experts. Interestingly, their impact on originators' loan risk is ambiguous.

We assume throughout the section that savers' wealth satisfies $w > \underline{w}$, so that safe securities are scarce in the baseline economy (Proposition 5). We extend the baseline model to include a risk-neutral government with some assets whose payoff at $t = 1$ is $X > 0$. The government can use its assets to provide at $t = 0$ guarantees to support the issuance of safe securities by financial firms. The guarantees are fiscally neutral, that is they are repaid by financial firms in expectation. For the sake of brevity, we focus only on guarantees to intermediaries but it is possible to prove that guarantees to originators would constitute an equivalent policy.

A guarantee to intermediaries is described by an aggregate shock threshold $\bar{\theta} \in [1 - \lambda, 1]$, and transfers $T_{\bar{\theta}}(\theta, y|R_I)$ at $t = 1$ from the government to each intermediary conditional on the

realization θ of the aggregate shock, the intermediary's size y , and the market return R_I , given by

$$T_{\bar{\theta}}(\theta, y|R_I) = \min(\bar{\theta} - \theta, 0)R_I y. \quad (62)$$

The after guarantees safe payoff of the intermediary amounts to $\min_{\theta \in [1-\lambda, 1/p_{\max}]} (\theta R_I y + T_{\bar{\theta}}(\theta, y|R_I))$, and from (62) satisfies

$$\min_{\theta \in [1-\lambda, 1/p_{\max}]} (\theta R_I y + T_{\bar{\theta}}(\theta, y|R_I)) = \bar{\theta} R_I y. \quad (63)$$

A guarantee with threshold $\bar{\theta}$ thus allows the intermediary to pledge a fraction $\bar{\theta} \geq 1 - \lambda$ of the return of its assets to issue safe securities, instead of the fraction $1 - \lambda$ that the intermediary can pledge in the baseline model. The guarantees with threshold $\bar{\theta} = 1 - \lambda$ and $\bar{\theta} = 1$, correspond to the cases of no guarantees and full guarantees, respectively.

Intermediaries repay in expected terms the guarantee of the government out of their residual claim when the aggregate shock satisfies $\theta \geq \bar{\theta}$.²⁹ Since by construction, for a given balance sheet tuple (y, y_S) and returns R_S, R_I , the introduction of a fiscally neutral guarantee does not affect the value of the intermediary's expected residual claim, we have that the only change to the intermediary's problem analyzed in Section 5.1 is the replacement of the maximum safe debt constraint in (33) with

$$R_S y_S \leq \bar{\theta} R_I y. \quad (64)$$

The guarantee can thus be interpreted as a technological change that reduces the aggregate risk parameter to which the intermediaries are exposed from λ to $1 - \bar{\theta}$.

The government can also conduct lump-sum transfers across agent types at $t = 0$ that are described by the (positive or negative) amount of funds $\tau \in [-1, w]$ transferred from savers to experts. We refer to a pair $(\bar{\theta}, \tau)$ of guarantees and lump-sum transfers as a government policy, and say that a policy is feasible if the competitive equilibrium of the economy it induces satisfies the following government's resource constraint:

$$E_I^* (\bar{\theta} - 1 + \lambda) R_I^* y^* \leq X. \quad (65)$$

The LHS of this inequality accounts for the overall disbursement made by the government to satisfy the guarantees to intermediaries conditional on the worst aggregate shock, $\theta = 1 - \lambda$.

²⁹It is easy to check that the expected residual claim of intermediaries conditional on $\theta \geq \bar{\theta}$ is above the expected cost for the government of any guarantee with threshold $\bar{\theta} \leq 1$.

The RHS includes the government safe payoffs at $t = 1$. Since the government disbursement is decreasing in the realization of the aggregate shock θ , the government satisfies guarantees for any θ if and only if (65) holds.

Finally, a feasible government policy is optimal if it induces an equilibrium outcome that: *i*) weakly increases the utility of each agent type relative to the equilibrium of the no intervention policy, and *ii*) is not Pareto improved by the equilibrium induced by any other feasible policy.

We next discuss how government policies increase the utility of the two agent types. In absence of a government intervention, the economy exhibits scarcity of safe securities or, equivalently, of experts' funds. This scarcity leads to loan risk above its first-best level (due to the emergence of securitization) and may also avoid full lending. The two effects reduce the overall amount of net consumption the economy can allocate to savers and experts. A government that has safe resources and grants guarantees to intermediaries provides additional loss absorption capacity in the economy, mitigating the scarcity of experts' funds. From our discussion above, government guarantees can be interpreted as a technological improvement that reduces the aggregate risk parameter λ . In fact, the constrained SP problem in (55) - (59) implies that a reduction on the aggregate risk parameter expands the Pareto frontier of the economy. Taking into account that a constrained version of the Second Welfare Theorem holds (Proposition 7), guarantees combined with a suitable range of lump-sum transfers across agent types at $t = 0$ allow to increase the utility of both savers and experts relative to that in the baseline economy. The next result formalizes this statement and provides additional properties of the optimal government policies.

Proposition 9 *Let w be savers' wealth and \underline{w} the constant defined in Proposition 2. Suppose that $w > \underline{w}$. Let X be the government's safe payoff at $t = 1$. Optimal government policies Pareto improve the equilibrium of the baseline economy. In addition:*

- *If the baseline economy exhibits full lending (that is, if $w \leq \bar{w}$), optimal policies reduce loan risk, but they never induce its first-best level.*
- *If the baseline economy does not exhibit full lending (that is, if $w > \bar{w}$), optimal policies increase aggregate lending and, for X small, increase loan risk and involve lump-sum (weakly) positive transfers from experts to savers.*

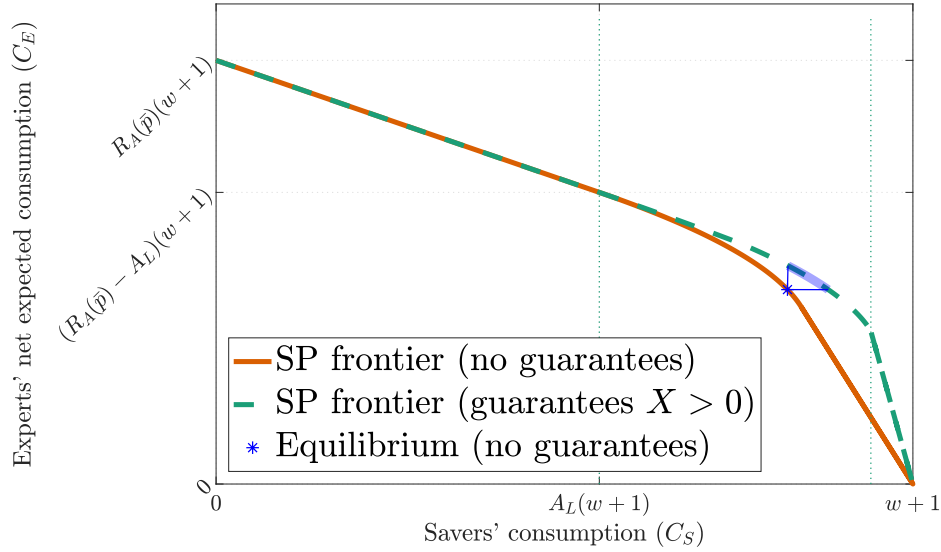


Figure 6: Constrained Pareto frontier

Notes: Illustration of the expansion of the constrained Pareto frontier due to government guarantees. The highlighted blue region of the frontier with guarantees indicates the set of allocations that Pareto improve the equilibrium in the baseline economy without guarantees.

The proposition states that optimal government policies Pareto improve utility in the economy. This is because they provide a substitute for the loss absorption role of intermediary's equity, which reduces equity scarcity and expands the Pareto frontier of the economy. The expansion of the Pareto frontier is illustrated in Figure 6. The figure also illustrates the allocations induced by the set of optimal policies. Notice that as we move rightwards along these allocations the lump-sum transfer τ from savers to experts decreases.³⁰ Proposition 9 also provides some results on how optimal policies affect originators' loan risk. When the baseline economy exhibits full lending, optimal policies must necessarily achieve a reduction in loan risk because that is the only way of increasing utility of the two agent types. The first-best loan risk is nevertheless never induced, because some securitization must be conducted under optimal policies.³¹ When the baseline economy does not exhibit full lending, the equilibrium safe rate equals one. Guarantees on intermediaries with a zero lump-sum transfer increase aggregate loan issuance by expanding the supply of safe securities but are not able to increase the safe rate above one when government resources are small. In this case, experts fully appropriate the benefits from

³⁰The sign of this lump-sum transfer is not necessarily positive for all the optimal policies.

³¹Otherwise, no guarantees would de facto be granted in equilibrium, and the economy cannot be Pareto improved by means of lump-sum transfers only (Proposition 7).

the increase in aggregate lending stemming from the guarantees. This implies that the equilibrium return on equity and the intermediary funding discount increase, giving incentives to originators to issue more risky securities and inducing higher loan risk at origination.³² Pareto optimal policies in this case must thus include a weakly positive lump-sum transfer from experts to savers, which further increases loan risk.

9 Conclusion

We present a model that focuses on how the modern financial intermediation chain satisfies the demand for safe assets through securitization. By diversifying loan risks from different originators, securitization increases the supply of safe assets in the economy, relaxes financial constraints and allows to expand aggregate loan issuance. Yet, securitization reduces originators' exposure to the risks of the loans they issue, leading to a moral hazard problem and the origination of riskier, lower quality, loans. Consistent with the saving glut narrative of the run-up to the crisis, following an increase in demand for safety, the model predicts a securitization boom and the issuance of riskier loans.

A key assumption in our model is that, due to geographic or industry specialization at the loan origination level, there exist diversification possibilities in the economy that cannot be realized “under one roof”. Intermediaries that pool loan returns from different originators can create additional riskless assets and place them to the investors demanding safety, but the distribution of risks along this modern intermediation chain creates agency problems. The demand for riskless assets is thus inevitably met with the issuance of riskier loans.

The model also highlights the importance of the equity allocation among the different institutions in the modern intermediation chain. At origination, equity provides skin-in-the game incentives that reduce loan risk. At intermediation, equity constitutes the necessary buffer against aggregate risk losses that supports the issuance of securitized safe assets. The reallocation of equity required to perform securitization exacerbates risk-taking and leads to the following results: i) credit booms fueled by investors demanding safety can paradoxically induce more risk taking than when credit booms are fueled by investors willing to bear risks; and

³²Originators' loan risk increases because the intermediary funding discount, which from **E1** determines it, increases in equilibrium. The latter is the result of two effects that can be observed in the intermediary funding discount pass through equation in **E3**: first, the increase in R_E^*/R_S^* increases χ^* ; second, the guarantee on the intermediary is equivalent to a reduction in λ , which also increases χ^* .

ii) public guarantees to support the issuance of securitized safe assets provide additional loss absorption against aggregate risk and expand the Pareto frontier of the economy.

We show that the existence of competitive markets for safe and risky securities and for financial firms' equity ensures that constrained versions of the Welfare Theorems hold in this economy. We also analyze how the demand for safety in the economy determines the winners and losers from the emergence of securitization. When demand for safety is very high, the utilities of both investors in safe assets and in financial firms' equity increase in the modern intermediation chain relative to that in the traditional originate-to-hold chain, despite the deterioration of the quality of originated loans. The Pareto improvement results from an important expansion in aggregate loan issuance. In contrast, when the demand for safety is not too high, the expansion of safe payoffs associated with securitization benefits safe assets investors, but at the expense of equity investors and also aggregate consumption.

The paper provides a stylized static model of the modern intermediation chain that could be embedded into a richer dynamic macroeconomic model. This could allow to perform the quantitative analysis of the qualitative aggregate and distributional welfare effects associated with securitization found in the paper. It could also allow to better understand the cyclical properties of the spreads between safe assets, loans and financial firms' equity. In addition, a dynamic extension could also uncover new mechanisms, in which securitization and endogenous risk-taking interact with a financial accelerator, giving rise to dynamic inefficiencies and the need for regulation. We leave this important issues for future work.

References

- Acharya, V. V., Richardson, M. P., et al. (2009). *Restoring financial stability: how to repair a failed system*, volume 542. John Wiley & Sons.
- Acharya, V. V., Schnabl, P., and Suarez, G. (2013). Securitization without risk transfer. *Journal of Financial Economics*, 107(3):515–536.
- Adrian, T. and Shin, H. S. (2009). The shadow banking system: implications for financial regulation. *FRB of New York Staff Report*, (382).
- Adrian, T. and Shin, H. S. (2010). The changing nature of financial intermediation and the financial crisis of 2007–2009. *Annu. Rev. Econ.*, 2(1):603–618.
- Ahnert, T. and Perotti, E. (2017). Intermediaries as safety providers. Technical report, Technical report, University of Amsterdam Working Paper.
- Allen, F., Carletti, E., and Marquez, R. (2015). Deposits and bank capital structure. *Journal of Financial Economics*, 118(3):601–619.
- Amiti, M. and Weinstein, D. E. (2018). How much do idiosyncratic bank shocks affect investment? evidence from matched bank-firm loan data. *Journal of Political Economy*, 126(2):525–587.
- Ashcraft, A. B., Gooriah, K., and Kermani, A. (2019). Does skin-in-the-game affect security performance? *Journal of Financial Economics*.
- Ashcraft, A. B., Schuermann, T., et al. (2008). Understanding the securitization of subprime mortgage credit. *Foundations and Trends® in Finance*, 2(3):191–309.
- Bernanke, B. (2005). The global saving glut and the us current account deficit. Technical report, Board of Governors of the Federal Reserve System (US).
- Bernanke, B. S., Bertaut, C. C., Demarco, L., and Kamin, S. B. (2011). International capital flows and the return to safe assets in the united states, 2003-2007.
- Bhattacharyya, S. and Purnanandam, A. K. (2011). Risk-taking by banks: What did we know and when did we know it?

- Bolton, P., Santos, T., and Scheinkman, J. A. (2018). Savings gluts and financial fragility.
- Borio, C. and Disyatat, P. (2010). Global imbalances and the financial crisis: Reassessing the role of international finance. *Asian Economic Policy Review*, 5(2):198–216.
- Caballero, R. J., Farhi, E., and Gourinchas, P.-O. (2017). The safe assets shortage conundrum. *Journal of Economic Perspectives*, 31(3):29–46.
- Caballero, R. J. and Krishnamurthy, A. (2009). Global imbalances and financial fragility. *American Economic Review*, 99(2):584–88.
- Calomiris, C. W. and Mason, J. R. (2004). Credit card securitization and regulatory arbitrage. *Journal of Financial Services Research*, 26(1):5–27.
- Carletti, E., Marquez, R., and Petriconi, S. (2018). The redistributive effects of bank capital regulation. *BAFFI CAREFIN Centre Research Paper*, (2018-102).
- Chemla, G. and Hennessy, C. A. (2014). Skin in the game and moral hazard. *The Journal of Finance*, 69(4):1597–1641.
- Daley, B., Green, B. S., and Vanasco, V. (2017). Securitization, ratings, and credit supply.
- Dell Ariccia, G., Laeven, L., and Marquez, R. (2014). Real interest rates, leverage, and bank risk-taking. *Journal of Economic Theory*, 149:65–99.
- DeMarzo, P. M. (2004). The pooling and tranching of securities: A model of informed intermediation. *The Review of Financial Studies*, 18(1):1–35.
- Diamond, D. W. and Rajan, R. G. (2012). Illiquid banks, financial stability, and interest rate policy. *Journal of Political Economy*, 120(3):552–591.
- Diamond, W. (2019). Safety transformation and the structure of the financial system. *Available at SSRN 3219332*.
- Duarte, F. and Rosa, C. (2015). The equity risk premium: a review of models. *Economic Policy Review*, (2):39–57.
- Farhi, E. and Tirole, J. (2012). Collective moral hazard, maturity mismatch, and systemic bailouts. *American Economic Review*, 102(1):60–93.

- Gennaioli, N., Shleifer, A., and Vishny, R. W. (2013). A model of shadow banking. *The Journal of Finance*, 68(4):1331–1363.
- Gornall, W. and Strebulaev, I. A. (2018). Financing as a supply chain: The capital structure of banks and borrowers. *Journal of Financial Economics*.
- Holmstrom, B. and Tirole, J. (1997). Financial intermediation, loanable funds, and the real sector. *the Quarterly Journal of economics*, pages 663–691.
- Keister, T. (2015). Bailouts and financial fragility. *The Review of Economic Studies*, 83(2):704–736.
- Keys, B. J., Piskorski, T., Seru, A., and Vig, V. (2012). Mortgage financing in the housing boom and bust. In *Housing and the Financial Crisis*, pages 143–204. University of Chicago Press.
- Khwaja, A. I. and Mian, A. (2008). Tracing the impact of bank liquidity shocks: Evidence from an emerging market. *American Economic Review*, 98(4):1413–42.
- Krishnamurthy, A. and Vissing-Jorgensen, A. (2012). The aggregate demand for treasury debt. *Journal of Political Economy*, 120(2):233–267.
- Krishnamurthy, A. and Vissing-Jorgensen, A. (2015). The impact of treasury supply on financial sector lending and stability. *Journal of Financial Economics*, 118(3):571–600.
- Loeys, J., Mackie, D., Meggyesi, P., and Panigirtzoglou, N. (2005). Corporates are driving the global savings glut. *Global Issues, June 24th, JPMorgan*.
- Loutskina, E. and Strahan, P. E. (2011). Informed and uninformed investment in housing: The downside of diversification. *The Review of Financial Studies*, 24(5):1447–1480.
- Martinez-Miera, D. and Repullo, R. (2017). Search for yield. *Econometrica*, 85(2):351–378.
- Martinez-Miera, D. and Repullo, R. (2018). Markets, banks, and shadow banks.
- Merrill, C. B., Nadauld, T. D., and Strahan, P. E. (2017). Final demand for structured finance securities. *Management Science*, 65(1):390–412.

- Moreira, A. and Savov, A. (2017). The macroeconomics of shadow banking. *The Journal of Finance*, 72(6):2381–2432.
- Parlour, C. A. and Plantin, G. (2008). Loan sales and relationship banking. *The Journal of Finance*, 63(3):1291–1314.
- Pozsar, Z., Adrian, T., Ashcraft, A., and Boesky, H. (2013). Shadow banking. *Federal Reserve Bank of New York Economic Policy Review*, 19(2):1.
- Rajan, R. G. (2006). Has finance made the world riskier? *European Financial Management*, 12(4):499–533.
- Rampini, A. A. and Viswanathan, S. (2018). Financial intermediary capital. *The Review of Economic Studies*, 86(1):413–455.
- Repullo, R. (2013). Cyclical adjustment of capital requirements: A simple framework. *Journal of Financial Intermediation*, 22(4):608–626.
- Shin, H. S. (2012). Global banking glut and loan risk premium. *IMF Economic Review*, 60(2):155–192.
- Stein, J. C. (2012). Monetary policy as financial stability regulation. *The Quarterly Journal of Economics*, 127(1):57–95.
- Sunderam, A. (2014). Money creation and the shadow banking system. *The Review of Financial Studies*, 28(4):939–977.
- Villacorta, A. (2019). Business cycles and the balance sheets of the financial and non-financial sectors. *Available at SSRN 3066452*.

A Appendix

This appendix contains the proofs of the formal results included in the body of the paper.

Proof of Lemma 1 Recall that $R_A(\bar{p}) > 1$ from Assumption 2. Suppose that $R_S^b < 1$. The demand for safe securities would be zero. Since $R_A(\bar{p}) > R_S^b$, we have from (17) that originators would borrow as much as possible and $R_{E,O}^b > R_A(\bar{p})$. Hence, all experts would find optimal to set-up originators and invest in them, so that the supply of safe securities would be strictly positive. The market for safe securities would not clear.

Suppose that $R_S^b > R_A(\bar{p})$. Since $R_A(\bar{p}) > 1$ savers would invest their entire endowment in safe securities and the demand for these assets would be strictly positive. From (17) originators would not find optimal to issue safe securities, so that their supply would be zero. The market for safe securities would not clear. ■

Proof of Proposition 2 We proceed in a sequence of steps. Define $\underline{w} = \frac{A_L}{R_A(\bar{p}) - A_L}$, $\bar{w} = \frac{A_L}{1 - A_L}$.

a) $R_S^b \in (1, R_A(\bar{p}))$ is the safe rate of an equilibrium if and only if $R_S^b = A_L(w + 1)/w$, in that case $N^b = w + 1$.

Suppose $R_S^b \in (1, R_A(\bar{p}))$. If R_S^b is the safe rate in an equilibrium then the arguments in the main text preceding the proposition show that R_S^b satisfies (21), that is, $R_S^b = A_L(w + 1)/w$, and that $N^b = w + 1$.

If $R_S^b = A_L(w + 1)/w$, then those arguments can be reverted and R_S^b is the safe rate of an equilibrium in which $N^b = w + 1$.

b) If $w \in (\underline{w}, \bar{w}]$, then the equilibrium is unique and satisfies the properties in statement ii) in the Proposition.

Suppose first that $w \in (\underline{w}, \bar{w})$. Define R_S^b as $R_S^b = A_L(w + 1)/w$. By the definition of \underline{w}, \bar{w} , we have that $R_S^b \in (1, R_A(\bar{p}))$ and *a)* shows the existence of an equilibrium.

Suppose there exists another equilibrium and denote $R_S^{b'}$ its safe rate. Using Lemma 1, it must be the case that $R_S^{b'} = 1$ or $R_S^{b'} = R_A(\bar{p})$.

If $R_S^{b'} = 1$ then reproducing the arguments in the main text preceding the proposition we have that the supply of safe securities amounts to $\frac{A_L}{R_S^{b'} - A_L}$, which satisfies

$$\frac{A_L}{1 - A_L} = \bar{w} > w.$$

This implies that the market for safe securities does not clear because their demand is upper bounded by w .

If $R_S^{b'} = R_A(\bar{p})$, then we have from (17) that $R_{E,O}^b = R_A(\bar{p})$. Experts would be indifferent between investing in originators and in safe securities. This implies that the supply of safe securities is upper bounded by $\frac{A_L}{R_A(\bar{p}) - A_L}$, which satisfies

$$\frac{A_L}{R_A(\bar{p}) - A_L} = \underline{w} < w.$$

This implies that the market for safe assets does not clear because their demand is lower bounded by w .

Suppose that $w = \bar{w}$. It suffices to reproduce arguments done above to show that the equilibrium is unique and satisfies $R_S^b = 1$ and $N^b = 1 + w$.

c) If $w > \bar{w}$, then the equilibrium is unique and satisfies the properties in statement iii) in the Proposition.

It suffices to reproduce arguments done in the proof of b).

d) If $w \leq \underline{w}$, then the equilibrium is unique and satisfies the properties in statement i) in the Proposition.

It suffices to reproduce arguments done in the proof of b) .■

Proof of Lemma 3 In the proof we will make use of some expressions and results that are presented in the main text of the paper after Lemma 3. Each time we do so we include a footnote in which we explain why the arguments are not subject to circularity problems. The superscript * will throughout the proof denote equilibrium variables.

We have to prove three results

i) If an equilibrium exists, then $1 \leq R_S^* \leq R_A(\bar{p})$

The inequality $R_S^* \geq 1$ is proven as in Lemma 1.

Suppose that $R_S^* > R_A(\bar{p})$ and an equilibrium exists. Since $R_A(\bar{p}) > 1$ savers would invest their entire endowment in safe securities. Since experts have the option to invest in safe securities, then $R_E^* \geq R_S^*$, because otherwise there would be no investment at all in the economy to back the repayment of safe securities. Suppose that aggregate investment by originators is N^* and their risk choice is p^* . At $t = 1$ all the payoffs in the economy are distributed to the measure N^* of savers and experts that have provided funding either directly or indirectly (through intermediaries) to originators. Since $R_E^* \geq R_S^*$, necessarily have that $R_A(p^*) \geq R_S^*$ which implies $R_A(p^*) > R_A(\bar{p})$, which contradicts (1).

ii) If $1 \leq R_S^* \leq R_A(\bar{p})$, then $R_S^* \leq R_I^* \leq R_E^*$

Suppose that $R_I^* > R_E^*$. From the expression for $R_{E,I}$ in (32),³³ we have that an expert that sets up an intermediary obtains a return on equity $R_{E,I}$ satisfying $R_{E,I} \geq R_I^*$, so that in equilibrium $R_E^* \geq R_{E,I} \geq R_I^*$.

Suppose that $R_S^* > R_I^*$. From (32), we have that an expert that sets up an intermediary can obtain a return on equity $R_{E,I}$ satisfying $R_{E,I} = R_I^*$. Besides, an expert that sets-up an originator obtains a return $R_{E,O}$ satisfying $R_{E,O} \geq R_A(\bar{p}) \geq R_S^* > R_I^*$. All experts would thus find optimal to set-up originators, and the demand for risky securities (whose potential only buyers are intermediaries) would be zero. The clearing of the market for risky securities then implies that originators do not issue risky securities. Yet, since $R_I^* < R_S^* \leq R_A(\bar{p})$, from (17) we have that originators would find optimal to issue safe securities in the market for risky securities.

iii) If $1 \leq R_S^* < R_A(\bar{p})$, then $R_S^* < R_I^* < R_E^*$, and if $R_S^* = R_A(\bar{p})$, then $R_S^* = R_I^* = R_E^*$

Suppose that $R_S^* < R_A(\bar{p})$. Since $R_S^* < R_A(\bar{p})$, the arguments in the main text preceding Proposition 2 imply that $R_S^* < R_E^*$ because an originator has the possibility not to issue risky securities. Suppose that $R_I^* = R_E^*$, which implies that $R_S^* < R_I^*$. Then, using expression **(E3)**,³⁴ we would have that $R_S^* = R_{E,I}^* = R_E^* = R_I^*$. Hence, we must have $R_I^* < R_E^*$. Suppose that $R_S^* = R_I^*$. From (32), we would have that $R_S^* = R_{E,I}^* = R_E^*$. Hence, we must have $R_S^* < R_I^*$.

Finally, suppose that $R_S^* = R_A(\bar{p})$. The same argument as at the end of i) and ii) implies that $R_S^* = R_I^* = R_E^*$. ■

³³Equation (32) is presented in Section 5.1 but is derived directly from expressions (12) and (13) in the intermediary's problem presented in Section 3.

³⁴Equation **(E3)** is presented in Section 5.1. It can be checked that it only relies on the definitions in Section 3 and on $R_S^* < R_I^*$, and thus makes no use of the equilibrium results in Lemma 3.

Proof of Lemma 4 The first order condition of the problem in (25), which characterizes the optimal risk-choice p as a function of d_I , is

$$\Delta - d_I = c'(p). \quad (66)$$

The lemma is a direct implication of the optimality condition above and Assumption 1. ■

Proof of Proposition 5 The proof makes use of the equations **E1** - **E5** derived in section 5.1. We split the proof into two steps. First, we consider the partial equilibrium of the economy in which the safe rate R_S is exogenously fixed. Second, we use the market clearing condition for safe securities to determine the endogenous safe rate R_S^* .

i) Partial equilibrium with exogenous safe rate R_S . Consider an exogenous safe rate R_S . We denote partial equilibrium variables with the superscript $*$ and make explicit their dependence on R_S . The following sequence of lemmas provides a characterization of the equilibrium with exogenous safe rate.

Lemma A.1 For a given exogenous safe rate $R_S < R_A(\bar{p})$, if a partial equilibrium exists, then the associated equilibrium returns $R_I^*(R_S)$ and $R_E^*(R_S)$ satisfy

$$R_S < R_I^*(R_S) < R_E^*(R_S).$$

Proof It suffices to reproduce the arguments done in the proof of part *iii*) of Lemma 3. ■

All the derivations in section 5.1 up to **E4** remain valid in a partial equilibrium context in which the exogenous safe rate satisfies $R_S < R_A(\bar{p})$. As a result, a partial equilibrium exists if and only if the system **E1** - **E4** in the four variables $d_I^*, R_E^*, \chi^*, E_O^*$ has a solution, and conversely, any partial equilibrium is described by a solution to that system.

Notice that in the derivation in the main text of **E1** we have stated that, when an equilibrium exists, the originator's problem has a unique solution given by a FOC. This unproven statement is shown in the next lemma.

Lemma A.2 For given $R_S < R_A(\bar{p})$, let $\bar{R}_I > \underline{R}_I$ be the positive constants given by

$$\bar{R}_I = \frac{R_A(\bar{p}) - A_L}{1 - A_L/R_S} \text{ and } \underline{R}_I = \frac{\max_{d_I} (\hat{p}(d_I)d_I)}{1 - A_L/R_S}.$$

Suppose that $R_I > R_S$. Then if $R_I \in (\underline{R}_I, \bar{R}_I)$, the solution d_I^* to (29) is unique, satisfies

$$\left(\frac{R_{E,O}(d_I)}{R_I} - 1 \right) \frac{d(\hat{p}(d_I)d_I)}{dd_I} + \frac{dR_A(\hat{p}(d_I))}{dd_I} = 0, \quad (67)$$

and leads to $R_{E,O}(d_I^*) > R_I$. Besides, if $R_I \geq \bar{R}_I$ then $d_I^* = 0$ is the unique solution to (29), while if $R_I \leq \underline{R}_I$, then $R_{E,O}(d_I)$ can grow unboundedly.

Proof We first present the following results which are an immediate consequence of (16), Lemma 4 and (66), and will be used without explicit reference throughout the proof of this lemma and the next proposition:

$$\frac{d(\widehat{p}(d_I))}{dd_I} = -\frac{1}{c'(\widehat{p}(d_I))}, \quad (68)$$

$$\frac{dR_A(\widehat{p}(d_I))}{dd_I} \leq 0 \text{ with equality iff } d_I = 0. \quad (69)$$

Consider an exogenous $R_S < R_A(\bar{p})$ and $R_I > R_S$. Let $\bar{R}_I > \underline{R}_I$ be the constants defined in the Lemma. By definition we have that $\bar{R}_I = R_{E,O}(0)$. The originator's problem is described by (29). Denote with d_I^* any of its solutions in case they exist. After some algebra, we have from (27) and (28) that:

$$\frac{dR_{E,O}(d_I)}{dd_I} = \frac{(R_{E,O}(d_I) - R_I) \left(\frac{1}{R_I} \frac{d(\widehat{p}(d_I)d_I)}{dd_I} \right) + \frac{dR_A(\widehat{p}(d_I))}{dd_I}}{1 - A_L/R_S - \widehat{p}(d_I)d_I/R_I}, \quad (70)$$

$$\left. \frac{dR_{E,O}(d_I)}{dd_I} \right|_{d_I=0} = \frac{(\bar{R}_I - R_I) \frac{\bar{p}}{R_I}}{1 - A_L/R_S}. \quad (71)$$

We proceed in a sequence of steps.

i) If $R_I \geq \bar{R}_I$ then $d_I^ = 0$ is the unique solution to (29).*

If $R_I \geq \bar{R}_I$, then consider the function

$$G(a) = \frac{R_A(\bar{p}) - A_L - a}{1 - A_L/R_S - a/R_I}.$$

We have:

$$G'(a) = \frac{(R_A(\bar{p}) - A_L)/R_I - (1 - A_L/R_S)}{(1 - A_L/R_S - a/R_I)^2}.$$

Using the definition of \bar{R}_I and $R_I \geq \bar{R}_I$, we have from the expression above that $G'(a) \leq 0$. The following sequence of inequalities follows immediately for $d_I > 0$:

$$R_{E,O}(d_I) = \frac{R_A(\bar{p}) - A_L - \widehat{p}(d_I)d_I}{1 - A_L/R_S - \widehat{p}(d_I)d_I/R_I} = G(\widehat{p}(d_I)d_I) \leq G(0) = R_{E,O}(0),$$

which proves the claim.

ii) If $R_I \leq \underline{R}_I$ then a solution to (29) does not exist, because $R_{E,O}(d_I)$ can grow unboundedly

We have from Assumption 1 and (66) that for any $d_I \in [0, \Delta]$:

$$R_A(\widehat{p}(d_I)) - A_L - \widehat{p}(d_I)d_I = \widehat{p}(d_I)c'(\widehat{p}(d_I)) - c(\widehat{p}(d_I)) > 0. \quad (72)$$

By definition of \underline{R}_I we have that $1 = A_L/R_S + \max_{d_I} (\widehat{p}(d_I)d_I)/\underline{R}_I$. As a result, if $R_I \leq \underline{R}_I$ for d_I sufficiently close to $\arg \max_{d_I} (\widehat{p}(d_I)d_I)$ the originator could lever up unboundedly and from (72) its equity return would also do so.

iii) If $R_I \in (\underline{R}_I, \bar{R}_I)$ then any d_I^ satisfies (67).*

If $R_I \in (\underline{R}_I, \bar{R}_I)$ then $R_{E,O}(d_I)$ is bounded in the compact interval $[0, \Delta]$ and some d_I^* exists. From (71) we have that $\left. \frac{dR_{E,O}(d_I)}{dd_I} \right|_{d_I=0} > 0$. Besides, since $\widehat{p}(\Delta) = 0$, we have that $R_{E,O}(\Delta) = 0 < R_{E,O}(0)$.

Hence any d_I^* must be interior and satisfy $\left. \frac{dR_{E,O}(d_I)}{dd_I} \right|_{d_I=d_I^*} = 0$, which from (70) is equivalent to (67).

iv) For given $\chi \geq 1$, the following equation in d_I has a unique solution in the interval $[0, \Delta]$:

$$(\chi - 1) \frac{d(\widehat{p}(d_I)d_I)}{dd_I} + \frac{dR_A(\widehat{p}(d_I))}{dd_I} = 0. \quad (73)$$

Using (16) and (66), (73) can be rewritten as

$$d_I = \frac{(\chi - 1)}{\chi} \widehat{p}(d_I) c''(\widehat{p}(d_I)), \quad (74)$$

so that it is sufficient to prove that this equation has a unique solution. From Assumption 1, we have that

$$\frac{d(\widehat{p}(d_I) c''(\widehat{p}(d_I)))}{dd_I} \leq -1. \quad (75)$$

If $\chi > 1$, from (75) we have that the RHS in (74) is decreasing in d_I . Besides from Assumption 1 and Lemma 4 it is strictly positive for $d_I = 0$ and is zero for $d_I = \Delta$. Hence it has a unique intersection with the line d_I in the interval $(0, \Delta)$, and (74) has a unique solution. If $\chi = 1$, we trivially have that $d_I = 0$ is the unique solution of (74).

v) If $R_I \in (\underline{R}_I, \overline{R}_I)$ then d_I^* is unique.

Suppose $R_I \in (\underline{R}_I, \overline{R}_I)$ and there exist two solutions. From *iii*), they must satisfy (67). Let $R_{E,O}^*$ the originator's equity return they lead to. Define $\chi = R_{E,O}^*/R_I$. Since $\left. \frac{dR_{E,O}(d_I)}{dd_I} \right|_{d_I=0} > 0$ we have $R_{E,O}^* > \overline{R}_I > R_I$ and $\chi > 1$. By definition of equation (73) and χ , any solution to (67) is also a solution to (73), and conversely. From *iv*) the latter equation has a unique solution, which contradicts that the former has at least two. ■

The next lemma uses **E1** and **E4** to derive the partial equilibrium variables $d_I^*(R_S), p^*(R_S), E_O^*(R_S)$ as a function of the partial equilibrium variable $\chi^*(R_S)$.

Lemma A.3 There exists a function $\widehat{d}_I(\chi)$ defined for any $\chi \geq 1$, such that if a partial equilibrium exists for a given safe rate $R_S < R_A(\overline{p})$ then the partial equilibrium variables $d_I^*(R_S), p^*(R_S), E_O^*(R_S)$ and $\chi^*(R_S)$ satisfy

$$d_I^*(R_S) = \widehat{d}_I(\chi^*(R_S)), p^*(R_S) = \widehat{p}(\widehat{d}_I(\chi^*(R_S))), \quad (76)$$

$$E_O^*(R_S) = \frac{R_A(\widehat{p}(\widehat{d}_I(\chi^*(R_S)))) - A_L - \widehat{p}(\widehat{d}_I(\chi^*(R_S))) \widehat{d}_I(\chi^*(R_S))}{R_A(\widehat{p}(\widehat{d}_I(\chi^*(R_S)))) - A_L - (1 - \lambda) \widehat{p}(\widehat{d}_I(\chi^*(R_S))) \widehat{d}_I(\chi^*(R_S))}. \quad (77)$$

In addition, the function $\widehat{d}_I(\chi)$ satisfies

$$\frac{d\widehat{d}_I(\chi)}{d\chi} > 0, \frac{d\widehat{p}(\widehat{d}_I(\chi))}{d\chi} < 0, \frac{d(\widehat{p}(\widehat{d}_I(\chi)) \widehat{d}_I(\chi))}{d\chi} > 0, \text{ and } \widehat{d}_I(1) = 0. \quad (78)$$

Proof Recall partial result *iv*) in the proof of Lemma A.2. For given $\chi \geq 1$, denote $\widehat{d}_I(\chi)$ the unique solution to (73), or equivalently to (74). We proceed in two steps:

i) The function $\widehat{d}_I(\chi)$ satisfies the properties in (78)

We have that $\frac{(\chi-1)}{\chi}$ is increasing in χ for $\chi \geq 1$. From (75) we immediately have that $\frac{d\widehat{d}_I(\chi)}{d\chi} > 0$, and hence from Lemma 4 that $\frac{d\widehat{p}(\widehat{d}_I(\chi))}{d\chi} < 0$. Besides, from (74) we have after some immediate algebra that

$$\frac{d\left(\widehat{p}\left(\widehat{d}_I(\chi)\right)\widehat{d}_I(\chi)\right)}{d\chi} = \frac{\widehat{p}\left(\widehat{d}_I(\chi)\right)}{\chi} \frac{d\widehat{d}_I(\chi)}{d\chi}. \quad (79)$$

Moreover, from (74) and $\widehat{p}(d_I) = 0$ if and only if $d_I = \Delta$, we have that $\widehat{p}\left(\widehat{d}_I(\chi)\right) > 0$ for all $\chi \geq 1$.

We hence have from (79) and $\frac{d\widehat{d}_I(\chi)}{d\chi} > 0$ that $\frac{d(\widehat{p}(\widehat{d}_I(\chi))\widehat{d}_I(\chi))}{d\chi} > 0$.

Finally, (74) implies that $\widehat{d}_I(1) = 0$ and a continuity argument leads to $\lim_{\chi \rightarrow 1} \widehat{d}_I(\chi) = 0$.

ii) The function $\widehat{d}_I(\chi)$ satisfies the properties in (76) and (77)

Immediate from the definition of $\widehat{d}_I(\chi)$ and **E1**, **E4**. ■

The next lemma uses **E2**, **E3** and Lemma A.3 to derive the partial equilibrium variables $R_E^*(R_S), \chi^*(R_S)$.

Lemma A.4 There exists $\underline{R}_S \in (A_L, R_A(\bar{p}))$, such that for a given safe rate $R_S < R_A(\bar{p})$ a partial equilibrium exists if and only if $R_S > \underline{R}_S$, in which case the equilibrium is unique. For $R_S > \underline{R}_S$, the functions $R_E^*(R_S), \chi^*(R_S)$ describing the partial equilibrium return on equity and intermediary funding discount, respectively, satisfy

$$\begin{aligned} \frac{dR_E^*(R_S)}{dR_S} &< 0, \quad \lim_{R_S \rightarrow \underline{R}_S} R_E^*(R_S) = \infty, \quad \text{and} \quad \lim_{R_S \rightarrow R_A(\bar{p})} R_E^*(R_S) = R_A(\bar{p}), \\ \frac{d\chi^*(R_S)}{dR_S} &< 0, \quad \lim_{R_S \rightarrow \underline{R}_S} \chi^*(R_S) = \infty, \quad \text{and} \quad \lim_{R_S \rightarrow R_A(\bar{p})} \chi^* = 1. \end{aligned}$$

Proof We start defining the following function:

$$\widehat{R}_E(R_S, \chi) = \frac{R_A(\widehat{p}(\widehat{d}_I(\chi))) - A_L + (\chi - 1)\widehat{p}(\widehat{d}_I(\chi))\widehat{d}_I(\chi)}{1 - A_L/R_S}. \quad (80)$$

Suppose a partial equilibrium exists. Then from **E2**, **E3** and the definition above we have that the equilibrium variables $R_E^*(R_S), \chi^*(R_S)$ satisfy:

$$\chi^*(R_S) = (1 - \lambda) \frac{\widehat{R}_E(R_S, \chi^*(R_S))}{R_S} + \lambda, \quad (81)$$

and $R_E^*(R_S) = \widehat{R}_E(R_S, \chi^*(R_S))$. In addition, we have from (80):

$$\frac{\partial \widehat{R}_E(R_S, \chi)}{\partial R_S} < 0 \quad \text{and} \quad \frac{\partial \widehat{R}_E(R_S, \chi)}{\partial \chi} = \frac{\widehat{p}(\widehat{d}_I(\chi))\widehat{d}_I(\chi)}{1 - A_L/R_S} > 0, \quad (82)$$

where for the partial derivative with respect to χ we have used the optimality condition in **E1** and that $\frac{dR_A(\bar{p})}{d\bar{p}} = \Delta - c'(p)$.

Let $R_S < R_A(\bar{p})$. Any equilibrium intermediary discount χ^* satisfies $\chi^* \geq 1$ and (81), and conversely. We denote with $G(\chi^*, R_S)$ the function of χ^* and R_S in the RHS of (81). Using (82), we have that

$$\frac{\partial G(\chi^*, R_S)}{\partial \chi^*} = \frac{(1 - \lambda)\widehat{p}(\widehat{d}_I(\chi^*))\widehat{d}_I(\chi^*)}{R_S - A_L}. \quad (83)$$

We proceed in a sequence of steps:

i) For any R_S , any solution $\chi^* \geq 1$ to (81) satisfies $\frac{\partial G(\chi^*, R_S)}{\partial \chi^*} < 1$.

Suppose that there exists a solution $\chi^* \geq 1$ to (81) with $\frac{\partial G(\chi^*, R_S)}{\partial \chi^*} \geq 1$. Let R_E^* and R_I^* denote the equilibrium returns in the economy with equilibrium intermediary funding discount χ^* . From (83) we have

$$\frac{\widehat{p}(\widehat{d}_I(\chi^*))\widehat{d}_I(\chi^*)}{R_S - A_L} \geq \frac{1}{1 - \lambda}. \quad (84)$$

Recall from Lemma A.2 that if an equilibrium exists we must have $R_I^* > \underline{R}_I$, otherwise R_E^* would be infinity and χ^* as well. From the definition of \underline{R}_I and (84), we have that

$$\underline{R}_I = \frac{\max_{d_I} \widehat{p}(d_I)d_I}{1 - A_L/R_S} \geq \frac{\widehat{p}(d_I(\chi^*))d_I(\chi^*)}{1 - A_L/R_S} \geq \frac{R_S}{1 - \lambda}.$$

The equilibrium condition **E3** and the inequality above imply that

$$\frac{1}{R_I^*} = (1 - \lambda) \frac{1}{R_S} + \frac{1}{R_E^*} > \frac{1 - \lambda}{R_S} \geq \frac{1}{\underline{R}_I},$$

which contradicts that $R_I^* < \underline{R}_I$.

ii) Equation (81) has at most one solution $\chi^* \geq 1$

Suppose that there exist two solutions $\chi_1^* < \chi_2^*$. Notice that the derivative with respect to χ^* of the LHS of (81) is equal to one. From Lemma A.3 and (83) we have that $\frac{\partial^2 G(\chi^*, R_S)}{\partial^2 \chi^*} > 0$. And then the existence of two solutions $\chi_1^* < \chi_2^*$, implies that

$$\frac{\partial G(\chi_1^*, R_S)}{\partial \chi^*} < 1 < \frac{\partial G(\chi_2^*, R_S)}{\partial \chi^*}.$$

The second inequality contradicts *i)*.

Before stating the next partial results, we denote

$$\Gamma = \{R_S : R_S < R_A(\bar{p}) \text{ st (81) has a solution } \chi^* \geq 1\}.$$

From *ii)* we can define for any $R_S \in \Gamma$ the unique solution to (81) as $\chi^*(R_S)$. We also introduce the function $F^*(R_S) = \left. \frac{\partial G(\chi^*, R_S)}{\partial \chi^*} \right|_{\chi^* = \chi^*(R_S)}$.

iii) Γ is non empty

We have from (83) and Proposition 3 that $\frac{\partial G(\chi^*=1, R_S)}{\partial \chi^*} = 0$. In addition, from **E2** we have

$$\lim_{R_S \rightarrow R_A(\bar{p})} R_E^*(R_S, \chi^* = 1) = R_A(\bar{p}),$$

so that as $R_S \rightarrow R_A(\bar{p})$, we have that $G(1, R_S)$ tends to 1. Then equation (81) necessarily has a solution for R_S sufficiently close to $R_A(\bar{p})$.

iv) If $R_{S,1}, R_{S,2} < R_A(\bar{p})$ with $R_{S,1} < R_{S,2}$ and $R_{S,1} \in \Gamma$, then $R_{S,2} \in \Gamma$

This simply results from the fact that $G(\chi^*, R_S)$ is decreasing in R_S and that for all $R_S < R_A(\bar{p})$ we have $G(\chi^* = 1, R_S) > 1$.

v) There exists $\underline{R}_S < R_A(\bar{p})$ such that $\Gamma = (\underline{R}_S, R_A(\bar{p}))$

Let $\underline{R}_S = \inf(\Gamma)$. It suffices to prove that $\underline{R}_S \notin \Gamma$. Suppose that $\underline{R}_S \in \Gamma$. Then *i)* implies that $F^*(\underline{R}_S) < 1$. By definition this implies that for small $\varepsilon > 0$, we have that $\chi^* \in (\chi^*(\underline{R}_S), \chi^*(\underline{R}_S) + \varepsilon)$ implies $\chi^* > G(\chi^*, \underline{R}_S)$. And thus for small $\delta > 0$, we have that $R'_S \in (\underline{R}_S - \delta, \underline{R}_S)$ implies that

$\chi^* > G(\chi^*, R'_S)$. Since we have that $1 < G(\chi^* = 1, R'_S)$, we conclude that $R'_S \in \Gamma$. But we have that $R'_S < \underline{R}_S = \inf(\Gamma) \leq R'_S$.

vi) $\chi^*(R_S)$ is strictly decreasing in R_S , with $\lim_{R_S \rightarrow R_A(\bar{p})} \chi^*(R_S) = 1$

The monotonicity of $\chi^*(R_S)$ can be obtained by derivating implicitly equation (81) and using *i)*, and $\frac{\partial G(\chi^*, R_S)}{\partial R_S} < 0$. The other statement results from $\lim_{R_S \rightarrow R_A(\bar{p})} G(\chi^* = 1, R_S) = 1$ and *ii)*.

vii) $R_E^*(R_S)$ is strictly decreasing in R_S , with $\lim_{R_S \rightarrow R_A(\bar{p})} R_E^*(R_S) = R_A(\bar{p})$

By definition we have $R_E^*(R_S) = R_E^*(R_S, \chi^*(R_S))$. The monotonicity of $R_E^*(R_S)$ is immediately obtained from (82) and *vi)*. ■

Lemma A. 5 For a given safe rate $R_S \in (\underline{R}_S, R_A(\bar{p}))$, the partial equilibrium aggregate investment $N^*(R_S)$ is given by

$$N^*(R_S) = \frac{1}{1 - (A_L + (1 - \lambda)p^*(R_S)d_I^*(R_S)) / R_S}, \quad (85)$$

and satisfies

$$\frac{dN^*(R_S)}{dR_S} < 0, \quad \lim_{R_S \rightarrow \underline{R}_S} N^*(R_S) = \infty.$$

Proof The expression in (85) is obtained from (40), (41) and the aggregate flow of funds constraints that implies $N^* = E_O^* + E_I^* + E_O^*x_S^* + E_I^*y_S^* = 1 + E_O^*x_S^* + E_I^*y_S^*$. The remaining results are a consequence of Lemma A.3 and Lemma A.4. ■

ii) General equilibrium with endogenous safe rate R_S^* . We have proven so far that for a given exogenous $R_S \in (\underline{R}_S, R_A(\bar{p}))$ the partial equilibrium of the economy exists, is unique and described by the previous lemmas. We use these results and the market clearing condition for safe securities, to prove existence and uniqueness of the general equilibrium with an endogenous safe rate R_S^* .

We start with the following observation. In an equilibrium with $1 < R_S^* < R_A(\bar{p})$ the market for safe securities clears if and only if **E5** is satisfied. Taking into account that in such an equilibrium there is full lending, we have equivalently that the satisfaction of **E5** is equivalent to

$$N^*(R_S^*) = w + 1, \quad (86)$$

where the function $N^*(R_S)$ is defined in (85).

Recall the definition of the variable $\underline{w} \equiv \frac{A_L}{R_A(\bar{p}) - A_L}$. Using the partial equilibrium functions $p^*(R_S), d_I^*(R_S)$, define

$$\bar{\bar{w}} \equiv \begin{cases} \frac{A_L + (1 - \lambda)p^*(1)d_I^*(1)}{A_L + (1 - \lambda)p^*(1)d_I^*(1) - 1} & \text{if } \underline{R}_S < 1 \\ \infty & \text{otherwise} \end{cases}.$$

Existence of general equilibrium

a) If $R_S \in (\underline{R}_S, R_A(\bar{p}))$ and $R_S > 1$ ($R_S = 1$), then $N^*(R_S) = w + 1$ ($N^*(R_S) \leq w + 1$) if and only if R_S is the safe rate in some general equilibrium

Suppose a given safe rate R_S satisfying $R_S \in (\underline{R}_S, R_A(\bar{p}))$ and $R_S > 1$. We know that a unique partial equilibrium of the economy exists for such R_S . In addition, since $N^*(R_S) = w + 1$, condition (86) is also satisfied, which implies that the market for safe securities clears for such value of R_S . The result then follows.

The statement for $R_S = 1$ is proven analogously after noticing that when the safe rate equals one savers are indifferent between investing in safe securities or consuming, and aggregate lending satisfies $N^* \leq w + 1$.

b) If $w \in (\underline{w}, \bar{w}]$ there exists an equilibrium satisfying $R_S^ < R_A(\bar{p}) < R_E^*, p^* < \bar{p}$ and $N^* = w + 1$. Moreover, the equilibrium is unique within the class of equilibria with $R_S^* < R_A(\bar{p})$.*

Suppose that $w \in (\underline{w}, \bar{w}]$. From (85), we have that

$$\lim_{R_S \rightarrow R_A(\bar{p})} N^*(R_S) < w + 1 \Leftrightarrow w > \underline{w}. \quad (87)$$

Using Lemma A.5 and the definition of \underline{w} , we conclude that there exists a solution $R_S^* < R_A(\bar{p})$ such that $N^*(R_S^*) = w + 1$ iff $w > \underline{w}$, and in such a case the solution is unique. In addition, the solution R_S^* satisfies $R_S^* \geq 1$ iff $\underline{R}_S < 1$ and $N^*(1) \geq w + 1$, which from the definition of \bar{w} is equivalent to $w \leq \bar{w}$. The result is then a consequence of *a)*, Lemma A.3 and Lemma A.4.

c) If $w > \bar{w}$ there exists an equilibrium satisfying $1 = R_S^ < R_A(\bar{p}) < R_E^*, p^* < \bar{p}$ and $N^* = \bar{w} + 1 \in (N^b, w + 1)$. Moreover, the equilibrium is unique within the class of equilibria with $R_S^* < R_A(\bar{p})$.*

Suppose that $w > \bar{w}$. From the definition of \bar{w} , this implies that $\underline{R}_S < 1$. From (85), we have also that $N^*(1) = \bar{w} + 1 < w + 1$. Then *a)* implies that $R_S^* = 1$ is the safe rate of a general equilibrium. The results for R_E^*, p^* are then a consequence of Lemma A.3 and Lemma A.4. The inequality $N^* > N^b$ results from Proposition 2. Finally, for any $R_S \in (1, R_A(\bar{p}))$ we have from Lemma A.5 that $N^*(R_S) < w + 1$ and *a)* implies that R_S is not the safe rate in some general equilibrium.

d) If $w \leq \underline{w}$ there exists M-M equilibria with $R_S^ = R_E^* = R_A(\bar{p}), p^* = \bar{p}$ and $N^* = 1$*

Suppose that $w \leq \underline{w}$. The equilibria of the economy with no intermediaries are in the M-M indifference region and satisfy $R_S^* = R_E^* = R_A(\bar{p})$. Consider one such equilibrium and suppose the return of the risky securities is $R_I^* = R_A(\bar{p})$. It is easy to directly prove from the originator's problem (3) - (9) that for the pair of returns $R_S^* = R_I^* = R_A(\bar{p})$ it is weakly optimal for the originator to choose $d_I = 0$. If originators do not issue risky securities, then market clearing implies that the supply of risky securities is zero which means that intermediaries do not enter. This proves that the equilibrium of the no intermediary benchmark economy can be sustained when experts can set up intermediaries and they expect a return for risky securities $R_I^* = R_A(\bar{p})$ in that market.

e) An equilibrium exists.

Immediate from *b)*, *c)* and *d)*.

Uniqueness of equilibrium

f) If $w > \underline{w}$ the equilibrium is unique.

Suppose that $w > \underline{w}$. We have from *b)* and *c)* that the economy has a unique equilibrium with a safe rate $R_S^* < R_A(\bar{p})$. Suppose that $R_S^* = R_A(\bar{p})$ is the safe rate in some general equilibrium. Then, Lemma 3 implies that $R_S^* = R_I^* = R_E^* = R_A(\bar{p})$ and the arguments made in the proof of that lemma imply that originator's risk choice is $p^* = \bar{p}$. Besides, aggregate investment must be $N^* = 1 + w$. Let d_S^*, d_I^* be the equilibrium safe and risky promises per unit of loan made by originators. From (9) we have that $p^* = \bar{p}$ implies that $d_S^* + d_I^* \leq A_L$, and thus risky securities are in fact safe. This means that intermediaries, in case they enter in the economy, they do not expand the supply of safe securities by diversifying idiosyncratic risks. Formally, the supply of safe securities in this economy is necessarily upper bounded by

$$\frac{A_L N^*}{R_S^*} = \frac{A_L(w + 1)}{R_A(\bar{p})} = \frac{\underline{w}}{\underline{w} + 1}(w + 1).$$

Besides, since $R_S^* > 1$, savers find strictly optimal to invest in safe securities and the demand for

safe securities is at least w . But since $w > \underline{w}$ then this market does not clear. We conclude that $R_S^* = R_A(\bar{p})$ cannot be the safe rate in some general equilibrium.

g) If $w \leq \underline{w}$ all the equilibria are M-M type with $R_S^ = R_E^* = R_A(\bar{p}), p^* = \bar{p}$ and $N^* = w + 1$*

Suppose there exists an equilibrium with $R_S^* < R_A(\bar{p})$. Then, *a)* implies that $N^*(R_S^*) \leq w + 1$. From Lemma A.5, we have that $\lim_{R_S \rightarrow R_A(\bar{p})} N^*(R_S) < w + 1$ and (87) states that $w > \underline{w}$. We conclude that any equilibrium must have $R_S^* = R_A(\bar{p})$. Reproducing arguments made in *f)* we get the result.

h) The equilibrium is unique up to M-M indifference if and only if $w \leq \underline{w}$
Immediate from *f)* and *g)*. ■

Proof of Proposition 6 We start with a preliminary observation. If the equilibrium returns in either of the economies are denoted with R'_E, R'_S , then aggregate net consumption in that economy can be written as

$$C' = R'_E + wR'_S. \quad (88)$$

Notice the expression holds also if $R'_S = 1$ or if $R'_E = R'_S$.

We prove sequentially each of the statements in the proof.

For any given w , we refer to equilibrium variables in the benchmark and baseline economies with superscripts b and $*$, respectively. Moreover we will make explicit the dependence of these variables on w .

Statement i)

It follows immediately from Proposition 2, Proposition 5, and the expressions for $R_S^b(w)$ in (21) in the region $w \in (\underline{w}, \bar{w}]$ and for $R_S^*(w)$ in **E5** in the region $w \in (\underline{w}, \bar{w}]$.

Statement ii)

Let us consider three regions

First, $w > \bar{w}$. Notice that this requires that $\bar{w} < \infty$. From Proposition 2 and Proposition 5, we have that $R_S^*(w) = R_S^b(w) = 1$. Besides, since $\chi^*(w) > 1$ we have from Proposition 3 that in the baseline economy the originator finds strictly optimal to issues a positive amount of risky securities, that is $d_I^*(w) > 0$. Notice that since $R_S^*(w) = R_S^b(w) = 1$ and the originator finds strictly suboptimal to set $d_I = 0$ in which case its return on equity would be equal to that in the no intermediaries economy, $R_E^b(w)$, we must have that $R_E^b(w) < R_E^*(w)$.

Second, $w \in (\underline{w}, \bar{w}]$. From Proposition 2 and Proposition 5, we have that $N^*(w) = N^b(w) = 1$ and $p^*(w) < p^b(w) = \bar{p}$. Since all the consumption in the two economies is at the final date, all funds in the two economies is invested (directly or indirectly) in originator's loans, and their payoffs are consumed by savers and experts, from (42) and (88), we have that

$$\begin{aligned} R_E^*(w) + wR_S^*(w) &= C^*(w) = R_A(p^*(w))(w + 1) < \\ &< R_A(\bar{p})(w + 1) = C^b(w) = R_E^b(w) + wR_S^b(w). \end{aligned}$$

Using from *i)* that $R_S^b(w) > R_S^*(w)$ we conclude from the inequality above that $R_E^*(w) < R_E^b(w)$.

Third, $w \in (\bar{w}, \bar{w}]$. From Proposition 2 and Proposition 5 we have that $R_E^b(w)$ is constant in all this region while $R_E^*(w)$ is strictly increasing.

The statement in *ii)* then results immediately from our results in the three regions.

Statement iii)

Using (88), it follows from the two previous statements. ■

Proof of Proposition 7 Recall the variables $\underline{R}_S \in (A_L, R_A(\bar{p}))$ defined in Lemma A.4, and $\underline{w}, \bar{w}, \bar{\bar{w}}$ defined in Proposition 5. We rely extensively in this proof without explicit reference to the results in Proposition 5 and to the discussion in the main text preceding Proposition 7, in particular the equivalence between the FOC in (60) and that in **E1** after plugging in the equilibrium equation **E3**.

We first describe the set of Pareto efficient allocations. For SP weights ω_S, ω_E with $\omega_E > 0$, we define $\omega \equiv \omega_S/\omega_E$ and adopt the convention that $\omega = \infty$ when $\omega_E = 0$. We have from (55) that if $\omega_E > 0$ then the associated optimal allocations depend only on ω . Besides, we have from the main text that optimal allocations are described by a tuple $(N, d_I, C_{S,0}, C_{S,1})$. For each value of ω , the optimal allocations are denoted with a superscript SP , can be obtained from (55), and are presented next (Details of the derivations are omitted):

Region I. For $\omega \leq 1$: $N^{SP} = w + 1, d_I^{SP} = 0, C_{S,0}^{SP} = 0, C_{S,1}^{SP}$ is any value satisfying (59) (with $C_{S,1}^{SP} = 0$ for $\omega < 1$).

For the rest of the allocation Pareto frontier, we distinguish two cases:

Case $\underline{R}_S \geq 1$ ($\Leftrightarrow \bar{\bar{w}} = \infty$):

Region II. For $\omega > 1$: $N^{SP} = w + 1, d_I^{SP} \in (0, \Delta)$ is the unique solution to (60), $C_{S,0}^{SP} = 0, C_{S,1}^{SP}$ satisfies (59) with equality.

Case $\underline{R}_S < 1$ ($\Leftrightarrow \bar{\bar{w}} < \infty$): Let $\chi^*(R_S = 1)$ denote the intermediary funding discount in the equilibrium of the economy with an exogenous $R_S = 1$. Define $\bar{w} = (1 - \lambda)\chi^*(R_S = 1)$.

Region II. For $\omega \in (1, \bar{w})$: $N^{SP} = w + 1, d_I^{SP} \in (0, \Delta)$ is the unique solution to (60), $C_{S,0}^{SP} = 0, C_{S,1}^{SP}$ satisfies (59) with equality.

Region III. For $\omega = \bar{w}$: N^{SP} is any value in the interval $[0, w + 1], d_I^{SP} \in (0, \Delta)$ is the unique solution to (60), $C_{S,0}^{SP} = 1 - N^{SP}, C_{S,1}^{SP}$ satisfies (59) with equality.

Region IV. For $\omega > \bar{w}$: $N^{SP} = 0, d_I^{SP}$ is irrelevant since there is no investment, $C_{S,0}^{SP} = 1, C_{S,1}^{SP} = 0$.

We now proceed to the proof of the two constrained Welfare Theorems in the proposition. For the sake of brevity we restrict to the slightly more involved case of $\underline{R}_S < 1 \Leftrightarrow \bar{\bar{w}} < \infty$.

First Welfare Theorem:

For given w , we need to prove that the (general) equilibrium of the economy is a Pareto efficient allocation. We distinguish three cases:

i) $w \leq \underline{w}$: The equilibrium is of the M-M type and thus belongs to the efficient allocation region **I**.

ii) $w \in (\underline{w}, \bar{\bar{w}}]$: Let $\omega = (1 - \lambda)\chi^*$ where χ^* denotes the general equilibrium intermediary discount for the given w . We have by construction that $\omega \leq \bar{w}$ and the equilibrium coincides with the efficient allocation in region **II** if $\omega < \bar{w}$ and the unique efficient allocation in the region **III** with $N^{SP} = w + 1$ if $\omega = \bar{w}$.

iii) $w > \bar{\bar{w}}$: The equilibrium coincides with the unique efficient allocation in the region **III** with $N^{SP} = \bar{\bar{w}} + 1$.

Second Welfare Theorem: We now consider initial date transfers between experts and savers. Such transfers would modify the initial wealth of each kind of investors, while maintaining the overall wealth in the economy $w + 1$. For given lump-sum transfer $\tau \in [-w, 1]$ from experts to savers. We denote the after transfers wealth of savers and experts with $w_S = w + \tau, w_E = 1 - \tau$, respectively.

It is easy to see that all equilibrium variables $d_I^*, R_S^*, R_E^*, \chi^*, E_O^*$ determined by the system **E1-E5** depend only on the share of savers' wealth that we denote $\mu = w/(1 + w)$.³⁵ Thus, we can rewrite

³⁵Actually, only **E5** depends on w through $\mu(w) = w/(1 + w)$. As shown in the first part of the proof of Proposition 5, the system **E1-E4** depends only on R_S^* .

Proposition 5 in terms of the the share of savers' wealth μ with analogous thresholds:

$$\underline{\mu} = \frac{A_L}{R_A(\bar{p})}, \bar{\mu} = \begin{cases} A_L + (1 - \lambda)p^*(1)d_I^*(1) & \text{if } \underline{R}_S < 1 \\ 1 & \text{otherwise} \end{cases}.$$

For given Pareto efficient allocation $(N^{SP}, d_I^{SP}, C_{S,0}^{SP}, C_{S,1}^{SP})$, we need to prove that there exists a savers' wealth share μ such that the allocation coincides with that induced by the equilibrium of the economy for such value of μ . We distinguish three cases:

i) $(N^{SP}, d_I^{SP}, C_{S,0}^{SP}, C_{S,1}^{SP})$ in regions **I**: Define $\mu = C_{S,1}^{SP}/R_A(\bar{p})$. Then we have by construction that $\mu \leq \underline{\mu}$ and the equilibrium of the economy for this value of μ induces the allocation.

ii) $(N^{SP}, d_I^{SP}, C_{S,0}^{SP}, C_{S,1}^{SP})$ in regions **II** or **III** with $N^{SP} = w + 1$: Let $\omega \leq \bar{\omega}$ be the SP weight ratio associated with the allocation. Taking into account the properties of the partial equilibrium function $\chi^*(R_S)$ described in Lemma A.4, we have that there exists a unique $R'_S \in [1, R_A(\bar{p})]$ such that $\chi^*(R'_S) = \omega/(1 - \lambda)$. Define $\mu = C_{S,1}^{SP}/R'_S$. Then we have by construction that $\mu \in (\underline{\mu}, \bar{\mu}]$ and the equilibrium of the economy for this value of μ induces the efficient allocation.

iii) $(N^{SP}, d_I^{SP}, C_{S,0}^{SP}, C_{S,1}^{SP})$ in regions **III** with $N^{SP} < w + 1$ or **IV**: Define μ to be the unique solution to $1 - \mu = \frac{N^{SP}}{1+w}(1 - \bar{\mu})$. Then, we have by construction that $\mu > \bar{\mu}$ and the equilibrium of the economy for this value of μ induces the efficient allocation. ■

Proof Proposition 8 We denote with λ_0 the exogenous aggregate risk parameter in the baseline economy and refer to an economy with generic aggregate risk parameter λ as a λ -economy. We denote equilibrium variables with the superscript $*$ and explicitly show their dependence on λ and w .

We prove the proposition in two steps. First, we show that the equilibrium in the risky economy coincides with that in a baseline economy with aggregate risk parameter $\lambda = 0$. Next, we prove that there exist $\tilde{\lambda}$ such that for $0 < \lambda < \tilde{\lambda}$ there exist values of savers' wealth w such that $p^*(\lambda; w) < p^*(0; w)$.

i) *The equilibrium in the risky economy is equivalent to the one in the baseline economy with $\lambda = 0$.*

Originators' problem is the same in the risky economy than in the baseline economy. However, market clearing conditions change since savers buy directly the risky securities. In the risky economy, savers are indifferent between holding safe or risky securities so their returns must be the same: $R_S = R_I$. Intermediaries do not enter the market. Thus, we have that all equity is allocated to originators $E_O = 1$. While the market clearing of total originators' external funding implies:

$$R_S w = R_I w = (A_L + p d_I) N.$$

It is easy to see from **E1-E5** that this is the case in the baseline economy with $\lambda = 0$.

ii) *There exist $\tilde{\lambda}$ such that for $0 < \lambda < \tilde{\lambda}$ there exist values of savers' endowment w such that $p^*(\lambda; w) < p^*(0; w)$*

Recall that from **E1** we have that the equilibrium $d_I^*(\lambda; w)$ and so $p^*(\lambda; w)$ are determined only by the equilibrium intermediary discount $\chi^*(\lambda; w)$. So, it suffices to prove that $\chi^*(\lambda; w) > \chi^*(0; w)$ for $\lambda < \tilde{\lambda}$.

From **E3** it follows that

$$\frac{d\chi^*(\lambda; w)}{d\lambda} = - \left(\frac{R_E^*(\lambda; w)}{R_S^*(\lambda; w)} - 1 \right) + \frac{d \left(\frac{R_E^*(\lambda; w)}{R_S^*(\lambda; w)} \right)}{d\lambda}. \quad (89)$$

The first term in the RHS of (89) is negative, and represents the direct effect of a change in λ in **E3**: for given equity spread a higher λ reduces the leverage of intermediaries and the discount they can offer. The second term in the RHS of (89) represent the indirect effect in **E3** through the change in the equity spread: higher λ reduces the amount of safe payoffs, thus increases the rents obtained by experts and the equity spread.

For the case of full investment ($w \in (\underline{w}, \bar{w}]$), we have from **E5** and (88) that

$$\frac{R_E^*(\lambda; w)}{R_S^*(\lambda; w)} = \frac{R_A(p^*(\lambda; w)) - A_L - (1 - \lambda)p^*(\lambda; w)d_I^*(\lambda; w)}{(A_L + (1 - \lambda)p^*(\lambda; w)d_I^*(\lambda; w)) \frac{1}{w}}. \quad (90)$$

From (89) and (90), we have that

$$\text{sgn} \left(\frac{d\chi^*(\lambda; w)}{d\lambda} \right) = \text{sgn} (H(\lambda, w)) \quad (91)$$

with

$$H(\lambda, w) = - \left(\frac{R_E^*(\lambda, w)}{R_S^*(\lambda, w)} - 1 \right) + (1 - \lambda)p^*(\lambda, w)d_I^*(\lambda, w) \frac{(1 + w)}{R_S^*(\lambda, w)} \left(1 + \frac{R_E^*(\lambda, w)}{R_S^*(\lambda, w)} \frac{1}{w} \right). \quad (92)$$

Using (74), which is an implication of **E1**, we have that (after some manipulations)

$$\text{sgn} (H(\lambda, w)) = \text{sgn} \left(pc''(p)(1 - \lambda)^2 p \frac{1 + w}{R_S} \left(1 + \frac{R_E}{R_S} \frac{1}{w} \right) - \chi \right). \quad (93)$$

For $w \rightarrow \underline{w}$, we have

$$\lim_{w \rightarrow \underline{w}} \text{sgn} (H(\lambda, w)) = \text{sgn} \left(\bar{p}c''(\bar{p})\bar{p} \left(\frac{R_A}{R_A - A_L} \frac{1}{A_L} \right) - \frac{1}{(1 - \lambda)^2} \right). \quad (94)$$

Since from Assumption 1 we have that the first term in the RHS of (94) is greater than 1, we can see that there exist $\tilde{\lambda}$ such that, for $\lambda \in (0, \tilde{\lambda})$, $\lim_{w \rightarrow \underline{w}} \text{sgn} (H(\lambda, w)) > 0$. Therefore, from (91) we have that $\lim_{w \rightarrow \underline{w}} \chi^*(\lambda, w)$ is increasing in $\lambda \in (0, \tilde{\lambda})$, which immediately proves the statement. \blacksquare

Proof Proposition 9 We denote equilibrium variables of the economy with no intervention with a * superscript. We focus on feasible policies $(\bar{\theta}, \tau)$ and denote with $p(\bar{\theta}, \tau), N(\bar{\theta}, \tau), W(\bar{\theta}, \tau)$ the values of these variables induced by the policy $(\bar{\theta}, \tau)$. We denote with λ_0 the exogenous aggregate risk parameter in the baseline economy and refer to an economy with generic aggregate risk parameter λ as a λ -economy.

We prove the statements in the proposition in a sequence of steps.

i) The equilibrium of the economy with no intervention is not a first-best allocation.

This results from $w > \underline{w}$ and Proposition 5.

ii) The first-best allocations in the Pareto frontier of a λ -economy are independent of λ .

From the proof of Proposition 7, we have that first-best allocations in the Pareto frontier of the economy correspond to regions I and II, which are independent from λ .

iii) The non first-best part of the Pareto frontier of a λ -economy with positive investment is strictly shifted rightwards as λ decreases.

From the proof of Proposition 7, an allocation of the non first-best part of the Pareto frontier of a λ -economy can be described by a pair (N, d_I) satisfying the properties in III or in III-a-b-c, which

in particular imply that $d_I > 0$. In either case, the overall welfare for savers and experts, W_S, W_E is given by:

$$W_S(N, d_I | \lambda) = (A_L + (1 - \lambda)\widehat{p}(d_I)d_I)N + (1 - N), \quad (95)$$

$$W_E(N, d_I | \lambda) = (R_A(\widehat{p}(d_I)) - A_L - (1 - \lambda)\widehat{p}(d_I)d_I)N. \quad (96)$$

Notice in addition from (66) that the function $\widehat{p}(d_I)$ does not depend on λ .

Let $\lambda_1 < \lambda_2$ and consider an allocation in the non-first best Pareto frontier of the λ_2 -economy with positive investment. It is thus described by a pair $(N_2, d_{I,2})$ with $d_2 > 0$ and induces welfare for savers and experts amounting to $W_S(N_2, d_{I,2} | \lambda_2), W_E(N_2, d_{I,2} | \lambda_2)$, respectively. Besides, we must have that

$$\widehat{p}(d_I)d_I < \widehat{p}(d_{I,2})d_{I,2} \text{ for any } d_I < d_{I,2}. \quad (97)$$

This is because if the inequality were not satisfied for some $d_I < d_{I,2}$, the allocation in the λ_2 -economy described by (N_2, d_I) would Pareto dominate that described by $(N_2, d_{I,2})$.

Now, consider the allocation of the λ_1 -economy described by $(N_1, d_{I,1})$, where $N_1 = N_2$ and $d_{I,1}$ is such that $(1 - \lambda_1)\widehat{p}(d_{I,1})d_{I,1} = (1 - \lambda_2)\widehat{p}(d_{I,2})d_{I,2}$. Using that $\lambda_1 < \lambda_2$ and (97), we have that $d_{I,1} < d_{I,2}$, $R_A(\widehat{p}(d_{I,2})) < R_A(\widehat{p}(d_{I,1}))$ and:

$$W_S(N_1, d_{I,1} | \lambda_1) = W_S(N_2, d_{I,2} | \lambda_2) \text{ and } W_E(N_1, d_{I,1} | \lambda_1) > W_E(N_2, d_{I,2} | \lambda_2),$$

which shows that the allocation induced by $(N_2, d_{I,2})$ in the λ_2 -economy does not belong to the Pareto frontier of the λ_1 -economy.

iv) Let $(\bar{\theta}, \tau)$ be a Pareto optimal policy, then $W(\bar{\theta}, \tau) > W^$.*

Let $\bar{\theta}' = 1 - \lambda_0 + \varepsilon$ with $\varepsilon > 0$ sufficiently small to ensure that any policy $(\bar{\theta}', \tau')$ is feasible, and $\bar{\lambda}' = 1 - \bar{\theta}'$. From Proposition 7, the equilibrium of the economy with no intervention is in the Pareto frontier of the λ_0 -economy. Using that by construction $\bar{\lambda}' < \lambda_0$, claims *i)* and *iii)* imply that the equilibrium of the economy with no intervention does not belong to the Pareto frontier of the $\bar{\lambda}'$ -economy. Choose an allocation of such an economy that Pareto improves the equilibrium with no intervention. Using Proposition 7 for the $\bar{\lambda}'$ -economy, such allocation is the equilibrium of a $\bar{\lambda}'$ -economy after sum lump-sum transfers τ' . By construction, the policy $(\bar{\theta}', \tau')$ is feasible, induces the just described allocation and thus satisfies $W(\bar{\theta}', \tau') > W^*$. A fortiori, any Pareto optimal policy $(\bar{\theta}, \tau)$ satisfies $W(\bar{\theta}, \tau) > W^*$.

v) Let $(\bar{\theta}, \tau)$ be a Pareto optimal policy, then $\bar{\theta} > 1 - \lambda_0$.

This can be proved by contradiction using the definition of a Pareto optimal policy, Proposition 7, and *iv)*.

vi) Pareto optimal policies cannot induce first-best allocations

Suppose a Pareto optimal policy $(\bar{\theta}, \tau)$ induces a first-best allocation. From *ii)* we have that $(\bar{\theta}, \tau)$ induces an allocation in the Pareto frontier of the λ_0 -economy. From here we can reproduce the arguments in *v)* to get a contradiction.

vii) For a feasible policy $(\bar{\theta}, \tau)$ we have that:

$$W(\bar{\theta}, \tau) - W^* = (N(\bar{\theta}, \tau) - N^*)(R_A(p(\bar{\theta}, \tau)) - 1) - N^*(R_A(p^*) - R_A(p(\bar{\theta}, \tau))). \quad (98)$$

Taking into account that the government breaks-even by construction under the allocation induced by a feasible policy, the equation above is analogous to (44) and can be derived in the same manner.

viii) If $w \leq \bar{w}$, then Pareto optimal policies induce less risk-taking.

We have from Proposition 5 that $N^* = 1$. Let $(\bar{\theta}, \tau)$ be a Pareto optimal policy. From *iv)* and (98) we must necessarily have that $p(\bar{\theta}, \tau) > p^*$.

ix) For any λ , let $\chi^(R_S, \lambda)$ denote the variable defined in Proposition 4. We have that $\frac{\partial \chi^*(R_S, \lambda)}{\partial \lambda} < 0$.*

The partial equilibrium variable $\chi^*(R_S, \lambda)$ satisfies (81). Notice that the expression for $R_E^*(R_S, \chi^*)$ in **(E2)** and its partial derivatives satisfy (82). The property $\frac{\partial \chi^*(R_S, \lambda)}{\partial \lambda} < 0$ then immediately results.

x) If $w > \bar{w}$, then Pareto optimal policies increase investment

We have from Proposition 5 that $N^* < 1$ and $R_S^* = 1$. Let $(\bar{\theta}, \tau)$ be a Pareto optimal policy and suppose that $N(\bar{\theta}, \tau) \leq N^*$. From *iv)* and (98) we must necessarily have that $p(\bar{\theta}, \tau) > p^*$.

Denote $\bar{\lambda} = 1 - \bar{\theta}$. From *v)* we have that $\bar{\lambda} < \lambda_0$. We have in addition that the equilibrium induced by $(\bar{\theta}, \tau)$ is an equilibrium of the $\bar{\lambda}$ -economy and since $N(\bar{\theta}, \tau) < 1$ we must have that its equilibrium safe rate is $R_S = 1$. We thus have from Proposition 3 that

$$p(\bar{\theta}, \tau) = \hat{p}\left(\widehat{d}_I(\chi^*(R_S = 1, \bar{\lambda}))\right).$$

Notice in addition from the proof of Lemma A.3 that the function $\widehat{d}_I(\chi)$ does not depend on λ and that from (66) that the function $\hat{p}(d_I)$ neither depends on λ . Using *ix)* and the monotonicity properties of $\widehat{d}_I(\chi)$ and $\hat{p}(d_I)$, described in Lemma A.3 and Lemma 4, respectively, we have that $\bar{\lambda} < \lambda_0$ implies that

$$p(\bar{\theta}, \tau) = \hat{p}\left(\widehat{d}_I(\chi^*(R_S = 1, \bar{\lambda}))\right) < \hat{p}\left(\widehat{d}_I(\chi^*(R_S = 1, \lambda_0))\right) = p^*,$$

which contradicts that $p(\bar{\theta}, \tau) > p^*$.

xi) If $w > \bar{w}$ and X sufficiently small, then Pareto optimal policies increase risk-taking

We have from Proposition 5 that $N^* < 1$ and $R_S^* = 1$. For X sufficiently small, due to continuity arguments we have that a Pareto optimal policy $(\bar{\theta}, \tau)$ cannot induce full investment, that is $N(\bar{\theta}, \tau) < 1$ and $R_S(\bar{\theta}, \tau) = 1$. We can reproduce the arguments in the proof of claim *x)* to prove that $p(\bar{\theta}, \tau) < p^*$. ■